



BUILDING VALUE SINCE 1906

PRICE LISTS

EFFECTIVE JANUARY 1, 2019

WASHROOM ACCESSORIES

Main Menu (click on selection)

Distributor's Net Price List

Dealer Price List

Commercial Price List

Parts Price List

Toilet Partitions — Refer to iBob

iBob Users — the Washroom Accessory new price list can be found on the iBob Main page, under Reports, U.S. Price List.

Non iBob Users — If you are currently not using iBob and would like to be set up, please email ibobadministration@bobrick.com (click here) with "iBob Registration" as Subject to receive a username and password.

All — to receive a copy of the Electronic Price Lists for washroom accessories via email, please send your request to info@bobrick.com (click here) with "Electronic Price List Request" as Subject.

[Click here to find your representative](#)

BOBRICK WASHROOM EQUIPMENT, INC.

New York • Jackson, TN • Los Angeles



BUILDING VALUE SINCE 1906

DISTRIBUTOR'S NET PRICE LIST

EFFECTIVE JANUARY 1, 2019

WASHROOM ACCESSORIES

CONTENTS	PAGE
Soap Dispensers	2-3
SureFlo® Soap Dispensing System	3
Mirrors	4-6
Koala Kare® Baby Changing Stations	11
Washroom Accessories	7-11
(Includes all models not listed in specific product categories.)	
Bathroom Accessories	12
(Includes 600 and 7600 Series)	
Hand Dryers	13
Vandal-Resistant Accessories	13
Grab Bars	14-15
Toilet Partitions	Refer to iBob

HOW TO LOCATE MODEL NUMBERS

Bobrick washroom accessory models are listed on page 7 to 11. Models within the eight product categories are listed in numerical order based on the first three digits. For example, model B-3013 TrimLineSeries™ Toilet Seat Cover Dispenser is listed under Washroom Accessories and follows model B-301 Toilet Seat Cover Dispenser.

BOBRICK WASHROOM EQUIPMENT, INC.

New York • Jackson, TN • Los Angeles

Return to Cover Page

SOAP DISPENSERS

Catalog P-1407 Page No.	Model Number	Description	Shipping Data		Net Cost Each (\$)	Model Number
			Size (cu ft)	Weight (lb)		
SUREFLO AUTOMATIC COUNTER-MOUNTED SOAP DISPENSERS						
16	B-824	Liquid Dispenser, 34-fl. oz., 6-3/4" Spout – for Lav. up to 2" Thick	.68	3.30	219.90	B-824
16	824-201	External AC Multi Adapter Kit	0.01	0.11	141.90	824-201
16	824-241	Battery Pack	0.01	0.04	12.00	824-241
DESIGNER SERIES SOAP DISPENSERS AND FAUCETS						
17	B-850	Polished Brass, Liquid Dispenser, 34-fl. oz.	0.70	4.3	362.55	B-850
	B-8870	Polished Brass, Matching Faucet	0.53	5.0	374.25	B-8870
17	B-855	Brushed Nickel, Liquid Dispenser, 34-fl. oz.	0.70	4.3	353.10	B-855
	B-8875	Brushed Nickel, Matching Faucet	0.53	5.0	374.25	B-8875
17	B-856	Polished Nickel, Liquid Dispenser, 34-fl. oz.	0.70	4.3	349.80	B-856
	B-8876	Polished Nickel, Matching Faucet	0.53	5.0	358.35	B-8876
17	B-858	Polished Chrome, Liquid Dispenser, 34-fl. oz.	0.70	4.3	343.50	B-858
	B-8878	Polished Chrome, Matching Faucet	0.53	5.0	325.50	B-8878
AUTOMATIC COUNTER-MOUNTED LAVATORY-MOUNTED SOAP DISPENSERS						
FOAM						
+	B-8263	Automatic Touch-Free Lavatory-Mounted Foam Soap Dispenser, Foam	0.23	1.95	102.75	B-8263
+	B-8263.18	Starter Kit with B-8263 Dispenser, 800ml foam soap refill, 4 batteries	0.38	5.9	136.50	B-8263.18
LIQUID						
+	B-826	Automatic Touch-Free Lavatory-Mounted Soap Dispenser, Liquid	0.23	1.95	99.75	B-826
+	B-826.18	Starter Kit with B-826 Dispenser, 800ml lotion soap refill, 4 batteries	0.38	5.90	120.60	B-826.18
+	826-20	AC Adapter 6V for one B-826 or B-8263 Dispenser	0.18	0.40	60.15	826-20
AUTOMATIC WALL-MOUNTED LAVATORY-MOUNTED SOAP DISPENSERS						
FOAM						
+	B-2013	Automatic Wall-Mounted Foam Soap Dispenser, 27-fl. oz.	0.11	3.00	113.55	B-2013
LIQUID						
+	B-2012	Automatic Wall-Mounted Soap Dispenser, 30-fl. oz.	0.21	3.05	98.70	B-2012

SOAP DISPENSERS

Catalog P-1407 Page No.	Model Number	Description	Shipping Data		Net Cost Each (\$)	Model Number
			Size (cu ft)	Weight (lb)		
SUREFLO® SOAP DISPENSING SYSTEM						
15	B-830	Cabinet, Stainless Steel Construction, with Low Soap Indicator (LSI) Light	1.65	10.00	183.45	B-830
15	830-341	Soap Dispenser Connector Kit (One kit required for each sink Includes swivel connector assembly, connector tubing, and clamps.) When countertop exceeds 1-1/4" thickness, also order 822-402 Adapter.	0.12	1.01	16.05	830-341
+	830-162	25 Foot Tubing Packet	0.62	2.55	28.50	830-162
+	830-164	Tubing Connector Packet	0.01	0.05	7.35	830-164
FOAM						
+	833-359	Foam, Soap Pump (B-823), 4" Spout Length, Bright Polished Stainless Steel with 3" Shank	0.17	1.75	42.00	833-359
+	833-372	Foam, Soap Pump (B-8226), 6" Spout Length, Bright Polished Stainless Steel with 3" Shank	0.17	1.75	45.30	833-372
+	B 82512	EcoLogo Green Soap Cartridge, Foam, 12 Liters	0.70	27.3	110.00	B 82512
LIQUID						
15	830-359	Liquid, Soap Pump (B-822), 4" Spout Length, Bright Polished Stainless Steel with 3" Shank	0.06	0.56	33.60	830-359
15	830-372	Liquid, Soap Pump (B-8226), 6" Spout Length, Bright Polished Stainless Steel with 3" Shank	0.07	0.60	36.90	830-372
15	B 81212	Pink Lotion Soap Cartridge, Liquid, 12 Liters	0.70	26.00	36.30	B 81212
15	B-81312	Premium Gold Soap Cartridge, Liquid, 12 Liters	0.70	26.00	47.25	B-81312
15	B 81412	EcoLogo Green Soap Cartridge, Liquid, 12 Liters	0.70	26.00	40.50	B 81412
COUNTER-MOUNTED MANUAL SOAP DISPENSERS						
FOAM						
14	B-823	Foam Dispenser, 34-fl. oz., 4" Spout – for Lav. up to 3" Thick	0.14	1.21	70.50	B-823
14	B-8231	Foam Dispenser, 20-fl. oz., 4" Spout – for Lav. up to 3" Thick	0.11	0.96	70.50	B-8231
14	B-82316	Foam Dispenser, 20-fl. oz., 6" Spout – for Lav. up to 3" Thick	0.13	0.97	82.35	B-82316
14	B-8236	Foam Dispenser, 34-fl. oz., 6" Spout – for Lav. up to 3" Thick	0.13	1.10	82.35	B-8236
LIQUID						
14	B 822	Liquid Dispenser, 34-fl. oz., 4" Spout – for Lav. up to 4" Thick	0.14	1.21	29.70	B 822
14	B 8221	Liquid Dispenser, 20-fl. oz., 4" Spout – for Lav. up to 1" Thick	0.11	0.96	29.70	B 8221
14	B 82216	Liquid Dispenser, 20-fl. oz., 6" Spout – for Lav. up to 1" Thick	0.13	0.97	34.65	B 82216
14	B 8226	Liquid Dispenser, 34-fl. oz., 6" Spout – for Lav. up to 4" Thick	0.13	1.10	34.65	B 8226
WALL-MOUNTED SOAP DISPENSERS						
+	B 155	LiquidMate® Soap Dispenser Chrome Bracket, 24-fl. oz.	0.11	0.69	17.10	B 155
+	B 156	LiquidMate Soap Dispenser, Beige Bracket, 24-fl. oz.	0.11	0.69	11.25	B 156
18	B 2111	Soap Dispenser, Vertical Tank Type, 40-fl. oz.	0.18	2.06	26.40	B 2111
+	B 2111-79	SureFlo Retrofit Soap Valve for Bobrick Soap Dispenser	0.01	0.21	25.65	B 2111-79
18	B 2112	Soap Dispenser, Horizontal Tank Type, 40-fl. oz.	0.18	2.06	26.40	B 2112
18	B-26607	Surface-Mounted Liquid Soap Dispenser, 17-fl. oz., – TrimLineSeries™	0.25	3.50	147.45	B-26607
18	B-26617	Surface-Mounted Liquid Soap Dispenser, 1-L., – TrimLineSeries	0.25	4.00	156.60	B-26617
18	B-26627	Surface-Mounted Foam Soap Dispenser, 17-fl. oz., – TrimLineSeries	0.25	3.00	147.45	B-26627
18	B-26637	Surface-Mounted Foam Soap Dispenser, 1-L., – TrimLineSeries	0.25	4.00	156.60	B-26637
18	B 306	Recessed Soap Dispenser, 45-fl. oz., TrimLineSeries™	0.32	3.42	93.45	B 306
18	B 40	Soap Dispenser, 2-Tone Black/Grey ABS – 40-fl. oz.	0.10	1.10	18.60	B 40
18	B-4063	Recessed Soap Disp., 50-fl. oz., ConturaSeries	0.62	5.61	164.40	B-4063
18	B 4112	Soap Dispenser, 40-fl. oz., ConturaSeries	0.11	2.10	47.25	B 4112
+	B 4112-79	All Purpose Soap Valve	0.01	0.20	20.70	B 4112-79
18	B 42	Soap Dispenser, All Black ABS – 40-fl. oz.	0.13	1.24	18.75	B 42
18	B 5050	Liquid Soap Dispenser, 50-fl. oz., MatrixSeries™	0.12	1.10	21.60	B 5050

MIRRORS

Catalog P-1407 Page No.	Model Number	Description	Shipping Data		Net Cost Each (\$)	Model Number	
			Size (cu ft)	Weight (lb)			
LED BACKLIT MIRRORS							
+	B-167 2436	24" Wide x 36" High		2.3	24.00	357.60	B-167 2436
+	B-167 2448	24" Wide x 48" High		3.0	33.00	452.25	B-167 2448
+	B-167 6642	66" Wide x 42" High		6.9	78.00	613.35	B-167 6642
LED SIDELIT MIRROR							
+	B-169 2436	24" Wide x 36" High		2.3	26.00	308.40	B-169 2436
+	B-169 3040	30" Wide x 40" High		3.1	36.00	367.35	B-169 3040
FRAMELESS STAINLESS STEEL MIRRORS							
25	B-1556 1824	17-1/2" Wide x 23-1/2" High		1.06	18.00	67.80	B-1556 1824
25	B-1556 1830	17-1/2" Wide x 29-1/2" High		1.34	22.50	86.55	B-1556 1830
25	B-1556 2436	23-1/2" Wide x 35-1/2" High		2.00	36.00	124.80	B-1556 2436
STAINLESS STEEL CHANNEL-FRAME MIRRORS							
24	f B-165 1824	18" Wide x 24" High		0.85	18.00	35.70	f B-165 1824
24	f B-165 1830	18" Wide x 30" High		1.04	22.50	39.00	f B-165 1830
24	f B-165 1836	18" Wide x 36" High		1.23	27.00	43.80	f B-165 1836
24	f B-165 2430	24" Wide x 30" High		1.59	30.00	54.30	f B-165 2430
24	f B-165 2436	24" Wide x 36" High		1.59	36.00	55.35	f B-165 2436
24	B-165 2448	24" Wide x 48" High		2.09	48.00	81.15	B-165 2448
24	B-165 2460	24" Wide x 60" High		3.08	60.00	100.50	B-165 2460
24	B-165 4836	48" Wide x 36" High		3.03	72.00	171.30	B-165 4836
TEMPERED GLASS CHANNEL-FRAME MIRRORS							
25	B-1658 1830	18" Wide x 30" High		3.03	22.50	73.65	B-1658 1830
25	B-1658 2436	24" Wide x 36" High		4.63	36.00	101.40	B-1658 2436

MIRRORS

Catalog P-1407 Page No.	Model Number	Description	Shipping Data		Net Cost Each (\$)	Model Number	
			Size (cu ft)	Weight (lb)			
STAINLESS STEEL CHANNEL-FRAME GLASS MIRROR/SHELF COMBINATIONS							
24	B-166 1824	18" Wide x 24" High with 5" x 18" Shelf		2.47	18.00	84.75	B-166 1824
24	B-166 1830	18" Wide x 30" High with 5" x 18" Shelf		3.03	22.50	94.80	B-166 1830
24	B-166 1836	18" Wide x 36" High with 5" x 18" Shelf		3.58	27.00	101.25	B-166 1836
24	B-166 2436	24" Wide x 36" High with 5" x 24" Shelf		4.63	36.00	119.85	B-166 2436
STAINLESS STEEL WELDED-FRAME MIRRORS							
24	B-290 1830	18" Wide x 30" High		1.04	22.50	82.65	B-290 1830
24	B-290 1836	18" Wide x 36" High		1.23	27.00	85.50	B-290 1836
24	B-290 2430	24" Wide x 30" High		1.59	30.00	104.25	B-290 2430
24	B-290 2436	24" Wide x 36" High		1.59	36.00	105.00	B-290 2436
24	B-290 2448	24" Wide x 48" High		2.09	48.00	160.50	B-290 2448
24	B-290 2460	24" Wide x 60" High		3.08	60.00	196.50	B-290 2460
24	B-290 2472	24" Wide x 72" High		3.58	56.00	229.65	B-290 2472
TEMPERED GLASS WELDED-FRAME MIRRORS							
25	B-2908 1830	18" Wide x 30" High		3.03	22.50	99.00	B-2908 1830
25	B-2908 1836	18" Wide x 36" High		3.58	27.00	111.60	B-2908 1836
25	B-2908 2436	24" Wide x 36" High		4.63	36.00	132.15	B-2908 2436
STAINLESS STEEL WELDED-FRAME GLASS MIRROR/SHELF COMBINATION							
24	B-292 1836	18" Wide x 36" High with 5" x 18" Shelf		3.58	27.00	195.90	B-292 1836
STAINLESS STEEL FRAME TILT GLASS MIRRORS							
25	B-293 1830	Fixed-Tilt Mirror, Stainless Steel Frame – 18" Wide x 30" High		2.87	22.50	139.95	B-293 1830
25	B-293 1836	Fixed-Tilt Mirror, Stainless Steel Frame – 18" Wide x 36" High		3.35	27.00	178.80	B-293 1836
25	B-293 2436	Fixed-Tilt Mirror, Stainless Steel Frame – 24" Wide x 36" High		4.27	36.00	225.45	B-293 2436
25	B-294 1830	Tilting Mirror, Stainless Steel Frame – 18" Wide x 30" High		1.32	20.00	124.20	B-294 1830

SPECIAL ORDER CUSTOM SIZE MIRRORS & REFLECTIVE SURFACES

Catalog P-1407 Page No.	Model Number	Description	Shipping Data		Net Cost Per Square Inch (\$)	Model Number
			Size (cu ft)	Weight (lb)		
24	B-165	Custom Size Stainless Steel Channel-Frame Glass Mirror Net Cost Per Square Inch $W \times H \times 0.13 = \text{Net Cost}$ To order, Use Series Number followed by width first, then height in inches. Note: Mirrors must be installed with width and height dimensions as ordered. Mirror back and wall hanger cannot be installed sideways to reverse width and height. Example: To determine the Net Cost of a B-165 Series Mirror 17" Wide x 25" High, multiply 17 (Width) by 25 (Height) = 425. Then multiply 425 by 0.13 (Net Cost Per Square Inch) = \$55.25 Net Cost. For 1/2" size mirrors, round up the number to the next whole inch. Example: 17-1/2" Wide x 25-1/2" High Mirror, price as 18" Wide x 26" High mirror. Maximum size: 72" W x 60" H. For mirrors larger than maximum sizes specified, contact Bobrick Architectural Services for feasibility and pricing. For standard size mirror refer to page 4.	*	0.13	B-165	
24	B-290	Custom Size Stainless Steel Welded-Frame Glass Mirror Net Cost Per Square Inch $W \times H \times 0.17 = \text{Net Cost}$ To order, Use Series Number followed by width first, then height in inches. Note: Mirrors must be installed with width and height dimensions as ordered. Mirror back and wall hanger cannot be installed sideways to reverse width and height. Example: To determine the Net Cost of a B-290 Series Mirror 17" Wide x 25" High, multiply 17 (Width) by 25 (Height) = 425. Then multiply 425 by 0.17 (Net Cost Per Square Inch) = \$72.25 Net Cost. For 1/2" size mirrors, round up the number to the next whole inch. Example: 17-1/2" Wide x 25-1/2" High Mirror, price as 18" Wide x 26" High mirror. Maximum size: 144" W x 72" H. For mirrors larger than maximum sizes specified, contact Bobrick Architectural Services for feasibility and pricing. For standard size mirror refer to page 5.	*	0.17	B-290	

Important Notes:

1. **Truck shipment required** for all mirrors larger than 30" on either dimension. Truck shipment required for all mirrors with shelves 24" x 30" or larger. B-1656 or B-2906 Series Mirrors larger than 24" x 48" require shipment by truck.
2. ***To determine approximate shipping weight:** for mirrors up to 72" x 36", figure 6 pounds per square foot (lb/ft²) of mirror; mirrors over 72" x 36" up to 83" x 48", figure 9.5 lb/ft²; mirrors over 83" x 48" up to 144" x 72", figure 11.0 lb/ft². Bobrick mirrors are classified as item No. 137440, Sub 1, Class 100, for mirrors up to 120 united inches; Sub 2, Class 125, for mirrors exceeding 120 united inches, but not exceeding 15 ft. in length or 7-1/2 ft. in width; Sub 3, Class 250, for mirrors exceeding 15 ft. in length or 7-1/2" ft. in width.
3. **Shipment of Special Order Custom Size Surfaces** are F.O.B. factory: Durant, OK.

SPECIAL ORDER REFLECTIVE SURFACES - Price on Application:

Polished Stainless Steel

B-1656 Series Mirrors (up to 60" x 36")
 B-2906 Series Mirrors (up to 60" x 36")

Tempered Glass

B-1658 Series Mirrors (up to 96" x 48")
 B-2908 Series Mirrors (up to 120" x 48")

NOTE: Tempered glass mirrors are available in four standard size Series Welded-Frame Mirrors, see page 5.

Laminated Glass

B-1659 Series Mirrors (up to 84" x 48")
 B-2909 Series Mirrors (up to 84" x 48")

NOTE: Polished Stainless Steel, Tempered, and Laminated Glass Mirrors resist breakage and provide a measure of safety from broken glass, but differ in color and reflective quality from standard glass mirrors. Bobrick uses the highest quality tempered glass mirrors. Modest distortion or heat-generated markings are normal in the tempered glass mirror manufacturing process. Therefore, Bobrick will not accept returns of tempered glass mirrors with random distortion or markings. **To price special order reflective surface mirrors,** contact your local factory representative or Bobrick Architectural Services.

WASHROOM ACCESSORIES

Catalog P-1407 Page No.	Model Number	Description	Shipping Data		Net Cost Each (\$)	Model Number
			Size (cu ft)	Weight (lb)		
33	‡ 204-1	Shower Curtain Hook (1) for 1 to 1-1/4" dia. Curtain Rods	0.01	0.01	0.90	‡ 204-1
33	‡ 204-2	Shower Curtain, 42" W x 72" H, White, Order 7 Hooks Separately	0.07	1.17	21.75	‡ 204-2
33	‡ 204-3	Shower Curtain, 70" W x 72" H, White, Order 12 Hooks Separately	0.07	1.93	23.40	‡ 204-3
33	B-207x36	1" Dia. Shower Curtain Rod, 36" L., End Flanges, Concealed Mtg.	0.03	1.63	23.55	B-207x36
33	B-207x48	1" Dia. Shower Curtain Rod, 48" L., End Flanges, Concealed Mtg.	0.04	2.13	27.45	B-207x48
33	‡ B-207x60	1" Dia. Shower Curtain Rod, 60" L., End Flanges, Concealed Mtg.	0.05	2.44	33.00	‡ B-207x60
33	B-207x72	1" Dia. Shower Curtain Rod, 72" L., End Flanges, Concealed Mtg.	0.07	2.81	38.55	B-207x72
36	‡ B-211	Heavy-Duty Robe Hook – Exposed Mounting	0.01	0.48	12.75	‡ B-211
36	‡ B-2116	Heavy-Duty Robe Hook – Concealed Mounting	0.01	0.48	13.65	‡ B-2116
35	‡ B-212	Clothes Hook and Bumper	0.01	0.14	5.85	‡ B-212
13	B-220816	Waste Receptacle, Heavy-duty, Floor-Standing, Foot Operated, 8-gal.	3.19	16	258.15	B-220816
29	‡ B-221	Toilet Seat Cover Dispenser, Stainless Steel	0.28	3.03	22.80	‡ B-221
13	B-221216	Waste Receptacle, Heavy-duty, Floor-Standing, Foot Operated, 12-gal.	3.94	20	302.10	B-221216
37	‡ B-223x24	Mop Holder, Stainless Steel, 3 Holders – 24" Length	0.73	4.33	47.85	‡ B-223x24
37	‡ B-223x36	Mop Holder, Stainless Steel, 4 Holders – 36" Length	1.05	5.78	60.30	‡ B-223x36
37	‡ B-224x36	Shelf, 4 Mop Holders, 3 Rag Hooks – 36" Length	2.34	10.24	133.80	‡ B-224x36
13	B-2250	Waste Receptacle with Top – 13-Gal.	3.54	20.97	281.55	B-2250
13	B-2260	Waste Receptacle without Top – 13-Gal.	2.20	14.23	177.15	B-2260
13	B-2280	Waste Receptacle without Top – 21-Gal.	4.22	20.42	252.00	B-2280
13	B-2300	Waste Receptacle with Black Dome-Top – 18-Gal.	7.15	30.80	300.30	B-2300
36	‡ B-232x24	Hat and Coat Hook Strip, 3 Hooks – 24" Length	0.30	2.96	48.75	‡ B-232x24
35	‡ B-233	Clothes Hook, Stainless Steel	0.01	0.07	9.15	‡ B-233
37	B-239x34	Shelf, 3 Mop Holders, 4 Rag Hooks – 34" Length	3.83	17.60	204.00	B-239x34
13	B-2400	Large-Capacity Waste Receptacle – 33-Gal.	7.21	45.10	848.10	B-2400
9	B-253	Roll Paper Towel Dispenser	0.07	1.24	25.50	B-253
+	‡ B-254	Sanitary Napkin Disposal, 1.2-Gal.	1.21	7.37	74.70	‡ B-254
10	‡ B-262	Paper Towel Dispenser, 400 C-Fold or Multifold, Tumbler Lock	0.46	4.81	35.10	‡ B-262
7, 10	‡ 262-130	TowelMate® for B-262, B-2620, B-2621, B-26212	0.08	0.35	20.25	‡ 262-130
10	‡ B-2620	Paper Towel Dispenser, 400 C-Fold or Multifold, Knob Latch	0.55	4.81	41.55	‡ B-2620
10	‡ B-2621	Paper Towel Dispenser, 200 C-Fold or Multifold, Knob Latch	0.26	3.09	41.40	‡ B-2621
10	B-26212	Paper Towel Dispenser, 200 C-Fold or Multifold, Tumbler Lock	0.43	3.17	47.55	B-26212
10	‡ B-263	Paper Towel Dispenser, Stainless Steel – Singlefold	0.43	4.61	78.75	‡ B-263
21	‡ B-264	Single-Roll Toilet Tissue Dispenser	0.10	0.97	9.00	‡ B-264
21	‡ B-265	Double-Roll Toilet Tissue Dispenser	0.10	1.72	14.25	‡ B-265
12	B-268	Surface-Mounted Corner Waste Bin	4.23	15.69	138.45	B-268
28	‡ B-270	Sanitary Napkin Disposal, Stainless Steel, 1.0-Gal – ConturaSeries®	0.25	3.78	22.50	‡ B-270
11	‡ B-2706 25	ClassicSeries, Surface-Mounted Push-Button Napkin/Tampon Vendor, Single-Coin 25¢ Operation	3.88	27.45	445.50	‡ B-2706 25
11	B-2706C	ClassicSeries, Surface-Mounted Push-Button Napkin/Tampon Vendor, Free no-coin Operation	3.88	27.45	445.50	B-2706C
+	B-2706T	ClassicSeries, Surface-Mounted Napkin/Tampon, Token Operation	3.88	27.45	466.65	B-2706T
+	B-2716	Toilet Tissue Holder	0.04	0.33	28.65	B-2716
19	B-272	Toilet Tissue Cabinet for Folded Tissue	0.09	1.93	36.00	B-272
21	‡ B-273	Single-Roll Toilet Tissue Dispenser with Controlled Delivery	0.04	1.10	14.10	‡ B-273
21	‡ B-2730	Single-Roll Toilet Tissue Dispenser without Controlled Delivery	0.04	1.10	13.80	‡ B-2730
21	‡ B-274	Double-Roll Toilet Tissue Dispenser with Controlled Delivery	0.11	1.79	20.10	‡ B-274
21	‡ B-2740	Double-Roll Toilet Tissue Dispenser without Controlled Delivery	0.11	1.79	16.05	‡ B-2740
21	B-27460	Dbl.-Roll T.T. Disp., Tumbler Lock, without Controlled Delivery	0.13	2.82	33.60	B-27460
12	B-275	Waste Receptacle, Stainless Steel – 20-Gal.	4.72	19.25	207.75	B-275
12	‡ B-277	Waste Receptacle, Stainless Steel, 12.75-Gal. – ConturaSeries	2.97	15.84	207.00	‡ B-277
12	‡ B-279	Waste Receptacle, Stainless Steel – 6.4-Gal.	1.87	9.90	72.90	‡ B-279
+	‡ 283-604	Theft-Resistant Spindle	0.01	0.14	4.65	‡ 283-604
21	‡ B-2840	Stainless Steel Shelf and Double-Roll Toilet Tissue Dispenser	0.30	3.03	50.40	‡ B-2840
9	‡ B-2860	Roll Paper Towel Dispenser	1.99	18.77	237.60	‡ B-2860
37	‡ B-287	Folding Utility Shelf	0.21	3.37	60.90	‡ B-287

WASHROOM ACCESSORIES

Catalog P-1407 Page No.	Model Number	Description	Shipping Data		Net Cost Each (\$)	Model Number
			Size (cu ft)	Weight (lb)		
19	‡ B-2888	Multi-Roll Toilet Tissue Dispenser, Stainless Steel	0.26	5.83	45.45	‡ B-2888
19	B-2890	Single 10" Roll Toilet Tissue Disp., for 3" diameter core rolls	0.32	3.00	37.95	B-2890
19	‡ B-2892	Twin 10" Roll Toilet Tissue Disp., for 2-1/4" diameter core rolls	1.15	9.68	109.65	‡ B-2892
37	‡ B-295x16	Stainless Steel Shelf – 5" Wide x 16" Long	0.31	2.75	41.85	‡ B-295x16
37	B-295x18	Stainless Steel Shelf – 5" Wide x 18" Long	0.31	2.89	43.65	B-295x18
37	B-295x24	Stainless Steel Shelf – 5" Wide x 24" Long	0.47	3.72	52.65	B-295x24
37	B-296x18	Stainless Steel Shelf – 6" Wide x 18" Long	0.31	3.30	51.75	B-296x18
33	B-297	Medicine Cabinet, Surface-Mounted – 2 Shelves	1.45	15.82	90.30	B-297
9	‡ B-2974	Automatic, Universal Surface-Mtd. Roll Paper Towel Dispenser	2.5	16.1	293.70	‡ B-2974
9	B-29744	Automatic, Universal Semi-Recessed Roll Paper Towel Dispenser	3.2	20.1	410.40	B-29744
37	B-298x18	Stainless Steel Shelf – 8" Wide x 18" Long	0.40	4.40	55.80	B-298x18
37	B-298x24	Stainless Steel Shelf – 8" Wide x 24" Long	0.63	5.23	63.15	B-298x24
33	B-299	Medicine Cabinet, Surface-Mounted – 4 Shelves	3.07	30.86	356.85	B-299
29	‡ B-301	Toilet Seat Cover Dispenser	1.21	5.78	64.50	‡ B-301
29	‡ B-3013	Toilet Seat Cover Dispenser – TrimLineSeries	1.14	6.64	138.60	‡ B-3013
26	B-3094	Napkin Disposal, 3/4-Gal. and Toilet Tissue Dispenser – Recessed	1.21	9.69	222.15	B-3094
10	B-318	Paper Towel Dispenser – Recessed Cabinet	1.10	5.64	186.00	B-318
26, 27	‡ B-347	Partition-Mtd. Toilet Seat Cover Dispenser and Dual-Roll Dispenser	2.97	23.76	294.00	‡ B-347
26, 27	‡ B-3471	Part.-Mtd. Seat Cover Disp., Dual-Roll Disp. – Accessible Design	2.97	25.08	294.00	‡ B-3471
26, 27	B-34715	Part.-Mtd. Seat Cover Disp., Dual-Roll Disp. – Accessible Design	2.97	25.08	294.00	B-34715
26, 27	‡ B-3474	Recessed Seat Cover Dispenser and Dual-Roll Toilet Tissue Disp.	2.97	19.58	234.15	‡ B-3474
26, 27	B-34745	Recessed Seat Cover Dispenser and Dual-Roll Toilet Tissue Disp.	2.97	19.58	234.15	B-34745
26, 27	B-3479	Surface-Mtd. Seat Cover Disp. and Dual-Roll Toilet Tissue Disp.	2.97	24.20	302.85	B-3479
+	B-35016	Sharps Disposal, Recessed	1.32	7.9	179.85	B-35016
+	B-350169	Sharps Disposal, Surface-Mounted	1.32	11.6	181.50	B-350169
+	B-3513	Recessed Sanitary Napkin Disposal, 0.6-Gal. – TrimLineSeries	0.67	6.30	146.70	B-3513
+	B-35139	Surface-Mtd. Sanitary Napkin Disposal, 0.6-Gal. – TrimLineSeries	0.67	8.00	177.90	B-35139
28	‡ B-353	Recessed Sanitary Napkin Disposal, 1.2-Gal. – ClassicSeries	1.21	7.70	87.15	‡ B-353
28	B-35303	Recessed Sanitary Napkin Disposal, 1.2-Gal. – TrimLineSeries	1.43	12.10	247.50	B-35303
28	‡ B-354	Partition-Mounted Sanitary Napkin Disposal, 1.2-Gal. for 2 Compartments	1.21	9.90	113.10	‡ B-354
+	B-35633	Recessed Waste Receptacle w/Disposal Door, 3-Gal. – TrimLineSeries	5.11	17.80	171.75	B-35633
+	B-35639	Surface-Mtd. Waste Receptacle w/Disposal Door, 3-Gal. – TrimLineSeries	1.87	21.10	204.60	B-35639
+	B-35643	Recessed Waste Receptacle, 12-Gal. – TrimLineSeries	5.11	29.10	321.30	B-35643
+	B-35649	Surface-Mtd. Waste Receptacle, 12-Gal. – TrimLineSeries	5.11	36.65	388.65	B-35649
26, 27	‡ B-357	Part.-Mtd. Seat Cover Disp., Napkin Disposal, 0.8-Gal. Dual-Roll T.T. Disp.	2.97	23.38	307.35	‡ B-357
26, 27	‡ B-3571	Part.-Mtd. Seat Cover Disp., Disposal, 0.8-Gal. T.T. Disp. – Accessible Design	2.97	23.03	307.35	‡ B-3571
26, 27	B-35715	Part.-Mtd. Seat Cover Disp., Disposal, 0.8-Gal. T.T. Disp. – Accessible Design	2.97	23.03	307.35	B-35715
26, 27	‡ B-3574	Recessed Seat Cover Dispenser, Disposal, 0.8-Gal. Toilet Tissue Disp.	2.97	21.85	275.85	‡ B-3574
26, 27	B-35745	Recessed Seat Cover Dispenser, Disposal, 0.8-Gal. Toilet Tissue Disp.	2.97	21.85	275.85	B-35745
26, 27	B-3579	Surface-Mtd. Seat Cover Disp., Disposal, 0.8-Gal. Toilet Tissue Disp.	2.97	24.27	343.80	B-3579
+	B-3588	Surface-Mtd. Multi-Roll Toilet Tissue Dispenser – TrimLineSeries	0.67	6.55	113.25	B-3588
+	B-35883	Recessed Multi-Roll Toilet Tissue Dispenser – TrimLineSeries	0.66	4.90	81.15	B-35883
10	‡ B-359	Paper Towel Dispenser – C-Fold and Multifold	1.29	6.74	82.05	‡ B-359
10	‡ B-35903	Paper Towel Dispenser – TrimLineSeries	1.43	7.70	199.05	‡ B-35903
+	B-359033	Recessed Paper Towel Dispenser – TrimLineSeries	1.15	7.50	216.00	B-359033
+	B-359039	Surface-Mtd. Paper Towel Dispenser – TrimLineSeries	1.15	9.80	263.70	B-359039
12	‡ B-3644	Waste Receptacle, Requires 4" Wall Recess – 12-Gal.	4.22	23.03	165.30	‡ B-3644
5	367-60	Interchangeable 12 Gallon Waste Receptacle Module	2.71	12.94	104.55	367-60
5	368-60	Interchangeable 18 Gallon Waste Receptacle Module	4.27	15.44	123.30	368-60
8	‡ B-369	Paper Towel Dispenser and Waste Receptacle	2.12	13.48	125.70	‡ B-369
7, 8, 10	‡ 369-130	TowelMate for B-359, B-359033, B-359039, B-369, B-3699, B-36903, B-4262, B-4369, B-43699, B-43944, B-43949	0.32	1.5	31.50	‡ 369-130
8	‡ B-36903	Paper Towel Dispenser and Waste Receptacle – TrimLineSeries	2.31	16.50	179.40	‡ B-36903

WASHROOM ACCESSORIES

Catalog P-1407 Page No.	Model Number	Description	Shipping Data		Net Cost Each (\$)	Model Number
			Size (cu ft)	Weight (lb)		
8	‡ B-3699	Surface-Mounted Paper Towel Dispenser and Waste Receptacle	2.12	16.78	179.70	‡ B-3699
11	‡ B-3706 25	ClassicSeries, Recessed or Semi-Recessed Push-Button Napkin/Tampon Vendor, Single-Coin 25¢ Operation	3.88	27.45	386.40	‡ B-3706 25
11	B-3706C	ClassicSeries, Recessed or Semi-Recessed Push-Button Napkin/Tampon Vendor, Free no-coin Operation	3.88	27.45	386.40	B-3706C
+	B-3706T	ClassicSeries, Recessed or Semi-Recessed, Napkin/Tampon Vendor, Token Operation	3.88	27.45	407.55	B-3706T
11	3706-176	Flange for adapting larger B-3500, B-43500 Series Vendor wall opening for B-3706, B-37063, B-4706 Series Vendor wall opening	0.63	2.5	42.90	3706-176
11	‡ B-37063 25	Recessed Push-Button Napkin/Tampon Vendor, Single-Coin 25¢ Operation – TrimLineSeries	3.88	29.01	412.35	‡ B-37063 25
11	B-37063C	Recessed Push-Button Napkin/Tampon Vendor, Free no-coin Operation – TrimLineSeries	3.88	29.01	412.35	B-37063C
+	B-37063T	Recessed Napkin/Tampon Vendor, Token Operation – TrimLineSeries	3.88	29.01	433.50	B-37063T
11	B-370634 25	Semi-Recessed, Push-Button Napkin/Tampon Vendor, Single-Coin 25¢ Operation – TrimLineSeries	3.88	29.01	433.50	B-370634 25
11	B-370634C	Semi-Recessed, Push-Button Napkin/Tampon Vendor, Free no-coin Operation – TrimLineSeries	3.88	29.01	433.50	B-370634C
+	B-370634T	Semi-Recessed, Napkin/Tampon Vendor, Token Operation – TrimLineSeries	3.88	29.01	454.80	B-370634T
11	B-370639 25	Surface-Mounted, Push-Button Napkin/Tampon Vendor, Single-Coin 25¢ Operation – TrimLineSeries	3.88	35.01	454.80	B-370639 25
+	B-370639C	Surface-Mounted, Napkin/Tampon Vendor, Free no-coin Operation – TrimLineSeries	3.88	35.01	454.80	B-370639C
+	B-370639T	Surface-Mounted, Napkin/Tampon Vendor, Token Operation – TrimLineSeries	3.88	35.01	476.10	B-370639T
7	B-3803	Paper Towel Dispenser and Waste Receptacle – TrimLineSeries	5.61	30.45	286.05	B-3803
7	3803-130	TowelMate for B-3900, B-3904, B-3907, B-3909, B-3803, B-38032, B-38034, B-380349	0.81	1.28	35.70	3803-130
+	B-38030 230V	Paper Towel Dispenser/Automatic Hand Dryer/Waste Bin – TrimLineSeries	5.16	41.50	1,108.65	B-38030 230V
7	B-38032	Semi-Recessed Paper Towel Disp., Waste Recep. – TrimLineSeries	4.86	37.61	344.70	B-38032
7	B-38034	Paper Towel Disp., Waste Recep., 3-3/4" Wall Depth – TrimLineSeries	5.61	29.15	251.85	B-38034
7	B-380349	Surface-Mtd. Paper Towel Disp., Waste Recep. – TrimLineSeries	5.61	29.48	370.05	B-380349
26	B-386	Partition-Mounted Multi-Roll Toilet Tissue Dispenser	1.41	14.30	192.90	B-386
19	‡ B-3888	Multi-Roll Toilet Tissue Dispenser, Stainless Steel	0.65	8.91	70.05	‡ B-3888
7	B-39003	Paper Towel Dispenser and Waste Receptacle – TrimLineSeries	7.59	44.55	379.20	B-39003
7	39003-130	TowelMate for B-39003, B-390034, B-396034	1.04	2.95	34.05	39003-130
6	B-3942	Convertible Semi-Recessed Paper Towel Disp./Waste Recep. – 12-Gal.	7.89	41.36	330.90	B-3942
6	‡ B-3944	Convertible Paper Towel Disp./Waste Recep. for 4" Wall – 12-Gal.	7.89	36.01	230.40	‡ B-3944
5	3944-52	Interchangeable Folded Paper Towel Dispenser Module	0.46	4.81	130.20	3944-52
6, 7	‡ 3944-130	TowelMate for B-3914, B-3942, B-3944, B-3947, B-3949, B-4362, B-43944, B-43949	0.42	2.5	35.70	‡ 3944-130
5, 6, 7, 12	‡ 3944-134	LinerMate® for ClassicSeries -12-Gal. only B-277, B-3644, B-3942, B-3944, B-3949, B-3961, B-39619, B-3974, B-3979	1.62	3.75	31.65	‡ 3944-134
6	B-3947	Convertible Paper Towel Disp./Waste Receptacle for 4" Wall – 18-Gal.	11.46	41.14	331.95	B-3947
6	‡ B-3949	Convertible Surf.-Mtd. Paper Towel Disp./Waste Recep. – 12-Gal.	0.08	45.38	369.30	‡ B-3949
5	‡ B-3961	Convertible Paper Towel Disp./Waste Receptacle for 4" Wall – 12-Gal.	10.87	50.60	455.40	‡ B-3961
5	3961-50	Interchangeable Touch-Free Universal Roll Towel Dispenser Module	10.87	50.60	255.45	3961-50
5	B-39617	Convertible Paper Towel Disp./Waste Receptacle – 18-Gal.	7.60	40.00	536.25	B-39617
5	B-39619	Convertible Surf.-Mtd. Roll Paper Towel Disp./Waste Recep. – 12-Gal.	10.87	59.40	585.45	B-39619
33	‡ B-397	Medicine Cabinet, Recessed – 3 Shelves	2.51	20.70	87.15	‡ B-397
5	‡ B-3974	Recessed Automatic Universal Roll Paper Towel Dispenser / Waste Receptacle - 12-Gal. – ClassicSeries	7.68	40.00	563.40	‡ B-3974
5, 9	3974-250	Interchangeable Automatic Universal Roll Towel Dispenser Module	2.41	15.75	279.30	3974-250

WASHROOM ACCESSORIES

Catalog P-1407 Page No.	Model Number	Description	Shipping Data		Net Cost Each (\$)	Model Number
			Size (cu ft)	Weight (lb)		
5, 9, 16, 17	3974-57	Converts the unit from batteries to AC Power	0.06	0.28	35.85	3974-57
5	B-39747	Recessed Automatic, Universal Roll Paper Towel Dispenser / Waste Receptacle - 18-Gal. – ClassicSeries	10.41	51.01	576.45	B-39747
5	B-3979	Surface-Mounted Auto Roll Paper Towel Dispenser Waste Receptacle - 12-Gal. – ClassicSeries	7.68	48.00	606.75	B-3979
33	B-398	Medicine Cabinet, Stainless Steel, Recessed – 4 Shelves	2.94	31.15	273.15	B-398
33	B-4207x60	Curved Shower Rod, 60" Length	0.03	2.2	38.85	B-4207x60
33	B-4207x72	Curved Shower Rod, 70" Length	0.04	3.6	46.05	B-4207x72
29	‡ B-4221	Toilet Seat Cover Dispenser – ConturaSeries®	0.31	3.85	64.05	‡ B-4221
10	‡ B-4262	Paper Towel Dispenser – ConturaSeries	0.48	6.27	95.40	‡ B-4262
19	‡ B-4288	Multi-Roll Toilet Tissue Dispenser, Stainless Steel – ConturaSeries	0.44	7.48	83.70	‡ B-4288
28	B-4353	Sanitary Napkin Disposal, 1.2-Gal. – ConturaSeries	1.39	11.66	156.60	B-4353
28	B-4354	Partition-Mounted Sanitary Napkin Disposal, 0.7-Gal. – ConturaSeries	1.53	12.87	224.40	B-4354
12	B-43644	Waste Receptacle, 11.2-Gal. – ConturaSeries	5.23	33.66	282.60	B-43644
7, 12	‡ 43644-134	LinerMate for ConturaSeries® B-43644	1.88	4.20	37.20	‡ 43644-134
8	‡ B-4369	Paper Towel Disp. and Waste Recep., 2.6-Gal. – ConturaSeries	2.42	18.80	246.75	‡ B-4369
7	4369-134	LinerMate for ConturaSeries B-4369, B-43699	0.54	2.10	28.20	4369-134
8	B-43699	Surf.-Mtd. Paper Towel Disp., Waste Recep., 2.6-Gal. – ConturaSeries	2.42	22.66	319.80	B-43699
32	B-4380	Soap Dish with Mounting Clamp for Stud Walls	0.17	1.99	29.85	B-4380
19	‡ B-4388	Multi-Roll Toilet Tissue Dispenser – ConturaSeries	0.52	8.91	102.15	‡ B-4388
32	B-4390	Soap Dish and Bar with Mounting Clamp for Stud Walls	0.17	2.41	35.55	B-4390
6	‡ B-43944	Paper Towel Disp. and Waste Recep., 15.0-Gal. – ConturaSeries	8.47	49.61	514.35	‡ B-43944
7	43944-134	LinerMate for ConturaSeries B-43944, B-43949	2.34	4.90	37.20	43944-134
6	B-43949	Surf.-Mtd. Paper Towel Disp., Waste Recep., 15.0-Gal. – ConturaSeries	10.01	60.72	668.40	B-43949
11	B-4706 25	Recessed Push-Button Napkin/Tampon Vendor, Single-Coin 25¢ Operation – ConturaSeries	3.88	29.01	624.00	B-4706 25
11	B-4706C	Recessed, Push-Button Napkin/Tampon, Vendor, Free no-coin Operation – ConturaSeries	3.88	29.01	624.00	B-4706C
11	B-47064 25	Semi-Recessed, Push-Button Napkin/Tampon, Vendor Single-Coin 25¢ Operation – ConturaSeries	3.88	32.01	677.25	B-47064 25
11	B-47064C	Semi-Recessed, Push-Button Napkin/Tampon, Vendor, Free no-coin Operation – ConturaSeries	3.88	32.01	677.25	B-47064C
11	B-47069 25	Surface-Mounted, Push-Button Napkin/Tampon, Vendor, Single-Coin 25¢ Operation – ConturaSeries	3.88	35.01	732.90	B-47069 25
11	B-47069C	Surface-Mounted, Push-Button Napkin/Tampon, Vendor, Free no-coin Operation – ConturaSeries	3.88	35.01	732.90	B-47069C
+	B-505	Specimen Pass-Thru Cabinet	1.89	10.59	337.20	B-505
37	B-50516	Specimen Pass Through Cabinet, Recessed, 7" Depth	1.77	22.0	446.40	B-50516
37	B-50517	Specimen Pass Through Cabinet, Recessed, 11" Depth	2.43	28.0	499.80	B-50517
36	B-5116	Single Clothes Hook	0.02	0.0	12.60	B-5116
34	B-517	Folding Shower Seat, Padded – Right Hand	3.14	24.34	344.85	B-517
34	B-518	Folding Shower Seat, Padded – Left Hand	2.97	24.27	344.85	B-518
34	‡ B-5181	Folding Shower Seat, Solid Phenolic – Reversible for LH or RH	3.14	25.09	234.75	‡ B-5181
34	B-518116x28	Folding Bathtub Seat	1.67	14.0	379.20	B-518116x28
34	B-518116x32	Folding Bathtub Seat	1.92	16.0	413.40	B-518116x32
34	‡ B-5191	Folding Shower Seat, Solid Phenolic	1.43	15.61	193.80	‡ B-5191
34	B-5192	Folding Shower Seat	1.49	16.1	323.10	B-5192
34	B-5193	Folding Shower Seat	1.73	18.7	323.10	B-5193
29	‡ B-5221	Toilet Seat Cover Dispenser, MatrixSeries	0.39	1.21	11.70	‡ B-5221
8	B-526	Paper Towel Dispenser for Countertops	1.03	6.74	148.95	B-526
10	‡ B-5262	Paper Towel Dispenser, MatrixSeries	0.55	2.05	21.45	‡ B-5262
+	5262-25	Towel Adapter Kit, MatrixSeries	0.03	0.15	7.80	5262-25
+	B-527	Waste Door for Countertops	0.27	2.00	109.50	B-527
28	B-5270	Surface-Mounted Sanitary Napkin Disposal, MatrixSeries	0.25	3.78	15.30	B-5270
19	B-5288	Multi-Roll Toilet Tissue Dispenser, MatrixSeries	0.44	2.53	21.15	B-5288

WASHROOM ACCESSORIES

Catalog P-1407 Page No.	Model Number	Description	Shipping Data		Net Cost Each (\$)	Model Number
			Size (cu ft)	Weight (lb)		
13	‡ B-529	Circular Countertop-Mounted Waste Chute, Stainless Steel	0.19	1.15	74.40	‡ B-529
13	B-532	Circular Countertop-Mounted Waste Chute, Stainless Steel	0.19	1.15	56.10	B-532
20	B-541	Cubicle Collection Spare Toilet Roll Holder, Satin-Finish	0.04	0.72	30.00	B-541
20	B-5416	Cubicle Collection Spare Toilet Roll Holder, Bright Polished	0.04	0.72	30.00	B-5416
20	B-542	Cubicle Collection Coat Hook, Satin-Finish	0.01	0.4	16.05	B-542
20	B-5426	Cubicle Collection Coat Hook, Bright Polished	0.01	0.4	16.05	B-5426
20	B-543	Cubicle Collection Srf-Mtd Single Roll T. T. Dispenser, Satin-Finish	0.03	0.8	32.25	B-543
20	B-5436	Cubicle Collection Srf-Mtd Single Roll T. T. Dispenser, Bright Polished	0.03	0.8	32.25	B-5436
20	B-544	Cubicle Collection Toilet Brush Holder, Satin-Finish	0.13	1.56	62.40	B-544
20	B-5446	Cubicle Collection Toilet Brush Holder, Bright Polished	0.13	1.56	62.40	B-5446
20	B-545x18	Cubicle Collection Srf-Mtd Towel Bar, 18" Length, Satin-Finish	0.11	2.4	43.20	B-545x18
20	B-545x24	Cubicle Collection Srf-Mtd Towel Bar, 24" Length, Satin-Finish	0.14	3.3	46.50	B-545x24
20	B-5456x18	Cubicle Collection Srf-Mtd Towel Bar, 18" Length, Bright Polished	0.11	2.4	43.50	B-5456x18
20	B-5456x24	Cubicle Collection Srf-Mtd Towel Bar, 24" Length, Bright Polished	0.14	3.3	46.95	B-5456x24
33	B-6047x36	1-1/4" Dia., Shower Curtain Rod, 36" Length, Square End Flanges	0.02	2.13	19.20	B-6047x36
33	B-6047x48	1-1/4" Dia., Shower Curtain Rod, 48" Length, Square End Flanges	0.03	2.75	23.25	B-6047x48
33	‡ B-6047x60	1-1/4" Dia., Shower Curtain Rod, 60" Length, Square End Flanges	0.03	3.25	27.60	‡ B-6047x60
33	B-6047x72	1-1/4" Dia., Shower Curtain Rod, 72" Length, Square End Flanges	0.04	4.31	31.05	B-6047x72
33	B-6107x36	1" Dia., Shower Curtain Rod, 36" Length, Square End Flanges	0.01	1.38	17.85	B-6107x36
33	B-6107x48	1" Dia., Shower Curtain Rod, 48" Length, Square End Flanges	0.02	1.81	22.35	B-6107x48
33	‡ B-6107x60	1" Dia., Shower Curtain Rod, 60" Length, Square End Flanges	0.02	2.13	24.90	‡ B-6107x60
33	B-6107x72	1" Dia., Shower Curtain Rod, 72" Length, Square End Flanges	0.02	2.56	28.20	B-6107x72
9	B-72860	Surface Mounted Roll-Paper-Towel Dispenser	0.02	7.50	90.45	B-72860
9	‡ B-72974	Automatic, Universal Surface-Mtd. Roll Paper Towel Dispenser, Plastic	1.21	5.4	97.65	‡ B-72974
+	B-7816	Charting Station / Shelf, Wall-Mounted	1.41	15.0	491.10	B-7816
32	B-8397	Facial Tissue Dispenser – Satin-Finish Stainless Steel	0.14	1.65	39.90	B-8397
34	B-918116L	Folding Shower Bariatric Seat, Left	8.88	36.4	861.60	B-918116L
34	B-918116R	Folding Shower Bariatric Seat, Right	8.88	36.4	861.60	B-918116R

KOALA KARE® BABY CHANGING STATIONS

Catalog P-1407 Page No.	Model Number	Description	Shipping Data		Net Cost Each (\$)	Model Number
			Size (cu ft)	Weight (lb)		
38	‡KB101-00	Baby Changing Station, Vert., Wall-Mtd., Polyethylene, Cream	3.99	30.80	205.50	‡KB101-00
38	KB110-SSRE	Baby Changing Station, Horiz., Recessed, Satin Stainless Steel Finish	8.32	49.50	973.50	KB110-SSRE
38	KB110-SSWM	Baby Changing Station, Horiz., Wall-Mtd., Satin Stainless Steel Finish	8.32	55.00	1,243.50	KB110-SSWM
38	‡KB200-00	Baby Changing Station, Horiz., Wall-Mtd., Polyethylene, Cream	2.61	27.50	205.50	‡KB200-00
38	‡KB200-01SS	Baby Changing Station, Horiz., Wall-Mtd., Stainless Steel, Grey	2.04	33.00	379.00	‡KB200-01SS
38	‡KB200-05SS	Baby Changing Station, Horiz., Wall-Mtd., Stainless Steel, Granite	2.04	33.00	379.00	‡KB200-05SS

BATHROOM ACCESSORIES

Catalog P-1407 Page No.	All Stainless Steel Bathroom Accessories	Model Number Bright Finish	Model Number Satin Finish	Shipping Data		Net Cost Each (\$)
				Size (cu ft)	Weight (lb)	
20	Toilet Tissue Dispenser with Storage for Extra Roll		B-6637	0.18	2.34	31.20
20	Toilet Tissue Dispenser with Mounting Clamp	B-667	B-6677	0.18	1.10	28.35
20	Toilet Tissue Dispenser with Hood, Mounting Clamp		B-6697	0.13	1.65	41.40
20	Surface-Mounted Toilet Tissue Dispenser with Hood	B-6699	B-66997	0.13	1.65	61.80
35	Utility Hook	B-670	B-6707	0.01	0.28	18.15
35	Single Robe Hook	B-671	B-6717	0.01	0.28	18.00
35	Double Robe Hook	B-672	B-6727	0.01	0.33	21.00
32	Towel Bar, Square – 18" Length	B-673x18		0.07	0.89	38.10
32	Towel Bar, Square – 24" Length	B-673x24	B-6737x24	0.09	1.00	40.95
32	Towel Bar, Round – 18" Length	B-674x18		0.06	0.79	40.35
32	Towel Bar, Round – 24" Length	B-674x24	B-6747x24	0.08	0.89	42.60
32	Towel Shelf with Bar – 24" Length	B-676x24		0.68	3.30	102.30
35	Towel Pin	B-677	B-6777	0.01	0.37	20.55
+	Soap Dish	B-680	B-6807	0.02	0.59	28.95
36	Hat and Coat Hook	B-682	B-6827	0.08	0.55	27.90
32	Shelf – 24" Length	B-683x24		0.14	1.79	61.80
21	Toilet Tissue Dispenser – Single Roll	B-685	B-6857	0.02	0.68	35.40
21	Toilet Tissue Dispenser – Two Rolls	B-686	B-6867	0.04	1.03	55.35
32	Door Bumper	B-687		0.01	0.14	25.50
20	Toilet Tissue Dispenser, 2 Rolls, Mounting Clamp	B-697	B-6977	0.28	2.48	62.70
20	Toilet Tissue Dispenser, Hoods, 2 Rolls, Mounting Clamp	B-699	B-6997	0.28	2.48	87.60
20	Surface-Mounted Toilet Tissue Dispenser, Hoods, 2 Rolls	B-6999	B-69997	0.28	3.30	112.20
35	Single Robe Hook	B-7671	B-76717	0.01	0.28	6.00
35	Double Robe Hook	B-7672	B-76727	0.01	0.33	7.20
21	Toilet Tissue Dispenser – Single Roll	B-7685	B-76857	0.02	0.55	11.70
21	Toilet Tissue Dispenser – Two Rolls	B-7686	B-76867	0.04	1.03	18.30

HAND DRYERS

Catalog P-1407 Page No.	Model Number	Description	Shipping Data		Net Cost Each (\$)	Model Number
			Size (cu ft)	Weight (lb)		
22	B-3725 115V	ADA Hand Dryer, Recessed, Stainless Steel – 115V	4.17	22.00	775.80	B-3725 115V
22	B-3725 230V	ADA Hand Dryer, Recessed, Stainless Steel – 230V	4.17	22.00	775.80	B-3725 230V
22	3725-23	Ceramic Water Absorbent Surface Replacement Part for B-3725 Recessed Hand Dryer	0.00	0.00	42.75	3725 23
+	B-710 115V	Compac™, Automatic Hand Dryer, Surface-Mounted – 115V	0.88	7.70	243.15	B-710 115V
23	B-7120 115V	QuietDry™ Series, TrimDry™, ADA Dryer, Surface-Mounted, White Cover – 115V	1.95	14.00	318.00	B-7120 115V
23	B-7120 230V	QuietDry Series, TrimDry, ADA Dryer, Surface-Mounted, White Cover – 230V	1.95	14.00	318.00	B-7120 230V
+	B-7125	InstaDry™ - Surface-Mounted Automatic Hand Dryer Universal voltage from 110-240V	1.38	13.54	620.55	B-7125
23	B-7128 115V	QuietDry Series, TrimDry, ADA Dryer, Surf.-Mtd., Stainless Steel Cover – 115V	1.95	14.00	386.55	B-7128 115V
23	B-7128 230V	QuietDry Series, TrimDry, ADA Dryer, Surf.-Mtd., Stainless Steel Cover – 230V	1.95	14.00	386.55	B-7128 230V
23	B-7180 115V	QuietDry Series, TerraDry™, ADA Dryer, Surf.-Mtd., White Cover – 115V	1.95	14.00	347.85	B-7180 115V
23	B-7180 230V	QuietDry Series, TerraDry, ADA Dryer, Surf.-Mtd., White Cover – 230V	1.95	14.00	347.85	B-7180 230V
23	B-7188 115V	QuietDry Series, TerraDry, ADA Dryer, Surf.-Mtd., White Chrome – 115V	1.95	14.00	410.55	B-7188 115V
23	B-7188 230V	QuietDry Series, TerraDry, ADA Dryer, Surf.-Mtd., White Chrome – 230V	1.95	14.00	410.55	B-7188 230V
22	B-750 115V	AirCraft Automatic Hand Dryer, Recessed – 115V	2.53	43.23	702.75	B-750 115V
22	B-750 230V	AirCraft Automatic Hand Dryer, Recessed – 208-240V	2.53	43.23	702.75	B-750 230V
+	750-506	AirCraft Recessed Dryer Mounting Box	0.47	6.81	43.95	750-506
23	B-770 115V	QuietDry Series, DuraDry™, High Speed Hand Dryer, Surf.-Mtd. – 115V	1.38	13.54	365.70	B-770 115V
23	B-770 230V	QuietDry Series, DuraDry, High Speed Hand Dryer, Surf.-Mtd. – 230V	1.38	13.54	365.70	B-770 230V
23	B-778 115V	QuietDry Series, DuraDry, High Speed Hand Dryer, Surf.-Mtd., Chrome Cover – 115V	1.38	13.54	444.45	B-778 115V
23	B-778 230V	QuietDry Series, DuraDry, High Speed Hand Dryer, Surf.-Mtd., Chrome Cover – 230V	1.38	13.54	444.45	B-778 230V

VANDAL-RESISTANT ACCESSORIES

Catalog P-1407 Page No.	Model Number	Description	Shipping Data		Net Cost Each (\$) <small>for Walls up to 8" Thick</small>	Model Number
			Size (cu ft)	Weight (lb)		
25	B-942	Frameless Stainless Steel Mirror, Front Mounting	0.61	3.30	85.65	B-942
36	B-983	Clothes Hook for Front Mounting	0.13	1.10	104.40	B-983
36	B-985	Clothes Hook Strip for Front Mounting	0.28	6.60	367.05	B-985





GRAB BARS

Catalog P-1407 Page No.	Model Number	Description	Shipping Data		Net Cost Each (\$)	Model Number
			Size (cu ft)	Weight (lb)		
1-1/4" DIAMETER SWING UP GRAB BARS						
31	B-49916	Swing Up Grab Bar - Wall-Mounted, Vinyl-Coated	1.21	9.0	312.75	B-49916
31	B-4998	Swing-Up Grab Bar – Wall Mounted, Satin Finish	1.19	10.11	256.65	B-4998
31	B-4998.99	Swing-Up Grab Bar – Wall Mounted, Peened Grip	1.19	10.11	282.30	B-4998.99
B-530 SERIES, 1" DIAMETER STAINLESS STEEL GRAB BARS/TOWEL BARS, CONCEALED MOUNTING WITH SNAP FLANGE, SATIN FINISH						
32	B-530x18	Straight Grab Bar/Towel Bar – 18" Length	0.12	1.93	28.20	B-530x18
32	B-530x24	Straight Grab Bar/Towel Bar – 24" Length	0.14	2.27	31.20	B-530x24
B-5806 SERIES, 1-1/4" DIAMETER STAINLESS STEEL GRAB BARS, CONCEALED MOUNTING WITH SNAP FLANGE, SATIN FINISH						
30	B-5806x18	Straight Grab Bar – 18" Length	0.04	1.86	20.40	B-5806x18
30	B-5806x24	Straight Grab Bar – 24" Length	0.06	2.27	21.15	B-5806x24
30	B-5806x30	Straight Grab Bar – 30" Length	0.07	2.54	21.75	B-5806x30
30	B-5806x36	Straight Grab Bar – 36" Length	0.08	2.89	22.35	B-5806x36
30	B-5806x42	Straight Grab Bar – 42" Length	0.09	3.17	24.30	B-5806x42
30	B-5806x48	Straight Grab Bar – 48" Length	0.10	3.99	27.45	B-5806x48
30	B-5806.99x18	Straight Grab Bar – 18" Length, Peened Grip	0.04	1.86	24.90	B-5806.99x18
30	B-5806.99x24	Straight Grab Bar – 24" Length, Peened Grip	0.06	2.27	26.40	B-5806.99x24
30	B-5806.99x30	Straight Grab Bar – 30" Length, Peened Grip	0.07	2.54	27.15	B-5806.99x30
30	B-5806.99x36	Straight Grab Bar – 36" Length, Peened Grip	0.08	2.89	27.30	B-5806.99x36
30	B-5806.99x42	Straight Grab Bar – 42" Length, Peened Grip	0.09	3.17	27.90	B-5806.99x42
30	B-5806.99x48	Straight Grab Bar – 48" Length, Peened Grip	3.63	3.40	30.30	B-5806.99x48
31	B-580616x18	Vinyl-Coated Straight Grab Bar - 18" Length	0.13	1.6	37.35	B-580616x18
31	B-580616x24	Vinyl-Coated Straight Grab Bar - 24" Length	0.21	2.1	41.55	B-580616x24
31	B-580616x36	Vinyl-Coated Straight Grab Bar - 36" Length	0.28	2.6	51.15	B-580616x36
31	B-580616x42	Vinyl-Coated Straight Grab Bar - 42" Length	0.33	2.9	55.80	B-580616x42
31	B-5837	2-Wall Tub/Shower Compt. Grab Bar, 36" x 54"	6.05	7.59	78.75	B-5837
31	B-5837.99	2-Wall Tub/Shower Compt. Grab Bar, 36" x 54", Peened Grip	6.05	8.25	110.55	B-5837.99
31	B-58616	2-Wall Tub/Shower Compt. Grab Bar, 24" x 36"	2.04	4.54	76.35	B-58616
31	B-58616.99	2-Wall Tub/Shower Compt. Grab Bar, 24" x 36", Peened Grip	2.04	4.54	101.40	B-58616.99
31	B-5897	2-Wall, Toilet Compt. Grab Bar, 42" x 54"	6.02	10.5	82.80	B-5897
31	B-5897.99	2-Wall, Toilet Compt. Grab Bar, 42" x 54", Peened Grip	6.02	10.5	86.55	B-5897.99
30	B-5898	90 Degree, Grab Bar, 30" x 30"	1.33	5.00	59.70	B-5898
30	B-5898.99	90 Degree, Grab Bar, 30" x 30", Peened Grip	1.35	5.00	64.35	B-5898.99

~~‡~~ QuickShip model shipped two workdays after receipt of order.

This model requires shipment by truck. See page 2 for details.

GRAB BARS

Catalog P-1407 Page No.	Model Number	Description	Shipping Data		Net Cost Each (\$)	Model Number
			Size (cu ft)	Weight (lb)		
B-6806 SERIES, 1-1/2" DIAMETER STAINLESS STEEL GRAB BARS, CONCEALED MOUNTING WITH SNAP FLANGE, SATIN FINISH						
30	B-6806x12	Straight Grab Bar – 12" Length	0.09	1.93	20.85	B-6806x12
30	B-6806x18	Straight Grab Bar – 18" Length	0.14	2.10	21.00	B-6806x18
30	B-6806x24	Straight Grab Bar – 24" Length	0.19	2.41	22.35	B-6806x24
30	B-6806x30	Straight Grab Bar – 30" Length	0.22	2.93	23.55	B-6806x30
30	B-6806x36	Straight Grab Bar – 36" Length	0.26	3.27	25.35	B-6806x36
30	B-6806x42	Straight Grab Bar – 42" Length	0.31	3.78	26.85	B-6806x42
30	B-6806x48	Straight Grab Bar – 48" Length	0.34	4.27	30.45	B-6806x48
30	B-6806.99x12	Straight Grab Bar – 12" Length, Peened Grip	0.09	1.75	20.55	B-6806.99x12
30	B-6806.99x18	Straight Grab Bar – 18" Length, Peened Grip	0.14	2.10	25.80	B-6806.99x18
30	B-6806.99x24	Straight Grab Bar – 24" Length, Peened Grip	0.19	2.41	27.60	B-6806.99x24
30	B-6806.99x30	Straight Grab Bar – 30" Length, Peened Grip	0.22	2.93	29.40	B-6806.99x30
30	B-6806.99x36	Straight Grab Bar – 36" Length, Peened Grip	0.26	3.27	30.30	B-6806.99x36
30	B-6806.99x42	Straight Grab Bar – 42" Length, Peened Grip	0.31	3.78	31.65	B-6806.99x42
30	B-6806.99x48	Straight Grab Bar – 48" Length, Peened Grip	0.31	3.78	32.85	B-6806.99x48
31	B-68137	2-Wall Tub/Shower, Compt. Grab Bar – 36" x 54"	4.74	10.00	76.65	B-68137
31	B-68137.99	2-Wall Tub/Shower, Compt. Grab Bar – 36" x 54", Peened Grip	4.79	9.90	116.55	B-68137.99 
31	B-6861	Two-Wall Shower Grab Bar – 15-7/8" x 30-7/8"	1.29	4.27	72.45	B-6861 
31	B-6861.99	Two-Wall Shower Grab Bar – 15-7/8" x 30-7/8", Peened Grip	1.29	4.27	111.90	B-6861.99
31	B-68616	2-Wall Tub/Shower, Compt. Grab Bar – 24" x 36"	1.43	5.50	73.80	B-68616
31	B-68616.99	2-Wall Tub/Shower, Compt. Grab Bar – 24" x 36", Peened Grip	1.43	5.50	114.75	B-68616.99
31	B-6897	2-Wall, Toilet Compt. Grab Bar – 42" x 54"	6.02	10.5	90.30	B-6897
31	B-6897.99	2-Wall, Toilet Compt. Grab Bar – 42" x 54", Peened Grip	6.02	10.5	94.35	B-6897.99 
30	B-6898.99	L-Shape, 90 Degree Grab Bar – 30" x 30", Peened Grip	1.15	4.38	71.25	B-6898.99 

MOUNTING DEVICES FOR GRAB BARS


Catalog P-1407 Page No.	Model Number	Description	Approx. Shipping Wt. Ea. (lb)	Net Cost Each (\$)	Model Number
FOR ALL BOBRICK GRAB BARS SERIES					
30	251-4	WingIt™ Grab Bar Fastener for 2-1/2" or deeper hollow walls One required for each flange	0.46	39.00	251-4
30	252-30	Mounting Kit – 3 Round-Head Sheet-Metal Screws – 1 Req. for Each Flange	0.33	2.25	252-30
FOR B-530, B-5806 AND B-6806 SERIES GRAB BARS					
30	2583	Anchor for Installation of Individual Grab Bar Through 3/4" to 1" Thick Toilet Compt. Panel - One Required for Each Flange	0.14	10.05	2583
30	2586	Anchor for Installation of Individual Grab Bar Through 1/2" Thick Toilet Compt. Panel - One Required for Each Flange	0.15	15.45	2586

Shipments.

Washroom Accessories are F.O.B. factory: Clifton Park, New York; Jackson, Tennessee; North Hollywood, California; or Denver, Colorado.

Mirrors and Mirror/Shelf units are F.O.B. factory: Clifton Park, New York; Jackson, Tennessee; or North Hollywood, California.

Bobrick recommends that all mirrors and mirror/shelf units ship by truck to reduce risk of damage. If for customer's convenience, Bobrick is directed to make shipment of mirrors and mirror/shelf units (other than mirrors noted by truck ship only symbol) by FedEx, a handling charge will be added per mirror or mirror/shelf carton.

Bobrick ships by the most economical carrier available; FedEx, where size permits. Models that exceed UPS limitations and must be shipped by truck are identified by the symbol . Truck shipments are subject to a fuel surcharge.

On FedEx, UPS, DHL, USPS and other parcel carrier shipments, the applicable fee for insurance will be included in the amount added for delivery plus a handling charge for each carton.

Terms of Sale.

Terms – Net 30 days from date of invoice. Past due accounts may be subject to a service charge.

Minimum Charge.

There is a surcharge on orders less than **\$100.00**.

Authorized Returns.

Bobrick will accept the return of any current cataloged washroom accessory when accompanied by an invoice that is less than 1 year old. Minimum return is \$100.00. When a return is so authorized, item(s) must be received in a re-salable condition with freight prepaid. Items are subject to inspection prior to issuing credit. Return item(s) will be subject to a handling and restocking fee.

Prices.

The prices shown herein are net.

This price list is applicable only to Bobrick's authorized distributors. Possession of this price list by any person does not necessarily constitute our offer to sell the products listed at the prices shown. Prices shown herein supersede previously issued price lists.

For submittals on formal bids to governmental agencies (federal, state, or local), price-on-application (POA) models, or special production models (colors and sizes other than those shown in current Bobrick Catalogs or Color Guides), contact Bobrick Washroom Equipment, Inc., 6901 Tujunga Ave., North Hollywood, California 91605-6213. Prices do not include applicable sales or use taxes, freight, or installation costs.

QuickShip® Washroom Accessory Program.

Over **125** washroom accessory models identified by the **ƒ** symbol can be shipped two workdays after receipt of order for qualified distributors. **Quoted orders and FFA orders do not qualify for the QuickShip Program.**

There is no additional charge added to the prices shown in this price list for QuickShip service.

Samples.

A sample of any model will be sent upon request for examination and test, and may be returned within 30 days for full credit. Samples of all washroom accessories are invoiced at Distributor's Net Cost.

Resale Price.

Bobrick sells through recognized distributors and does not establish a maximum or minimum resale price for its merchandise. Distributors may set their own resale price. However, for sales of soap dispensers and washroom accessories to building owners and others, Bobrick publishes a Commercial Price List with recommended selling prices. For sales of all equipment to contractors.

Catalogs.

For illustrations and complete descriptions of Bobrick's Washroom Accessories, Toilet Partitions, Urinal Screens, Shower Dividers, and Dressing Compartments listed herein, see current Bobrick Catalogs, which are available on request. A parts information and price list is available for all models.

Technical Data.

Technical Data Sheets that include illustrations, descriptions of materials, dimensions, installation instructions, and guide specifications are available on Bobrick's website.

Prices Subject to Change Without Notice.



BUILDING VALUE SINCE 1906

BOBRICK.COM

BOBRICK WASHROOM EQUIPMENT, INC.

Los Angeles: 6901 Tujunga Ave., North Hollywood, CA 91605-6213
Telephone: (818) 982-9600, FAX: (818) 503-9287, e-mail: customerservice@bobrick.com

New York: 200 Commerce Drive, Clifton Park, NY 12065-1350;
Telephone: (518) 877-7444, FAX: (518) 877-5029, e-mail: customerservice@bobrick.com

CompacDryer, DesignerSeries, DuraDry, InstaDry, LinerMate, MatrixSeries, TerraDry, TowelMate, TrimDry, TrimLineSeries, QuietDrySeries are each trademarks; AirCraft, Bobrick, ClassicSeries, ConturaSeries, Koala Kare Products, Koala, Koala Bear Kare, Koala Kare, LiquidMate, QuickShip, and SureFlo are each registered trademarks of Bobrick Washroom Equipment, Inc.



BUILDING VALUE SINCE 1906

DEALER PRICE LIST

EFFECTIVE January 1, 2019

Washroom Accessories

Prices shown in this price list are for estimating purposes only. For firm submittals and terms, contact your nearest Distributor or Bobrick Architectural Representative. Possession of this price list by any person does not necessarily constitute our offer to sell the products listed at the prices shown. Prices do not include applicable sales or use taxes, freight, or installation costs. Prices are subject to change without notice.

Model Number	Price Each (\$)	Model Number	Price Each (\$)	Model Number	Price Each (\$)
‡ B-155	22.80	‡ B-2112	35.20	‡ B-270	30.00
B-1556 1824	90.40	‡ B-2116	18.20	‡ B-2706 25	594.00
B-1556 1830	115.40	‡ B-212	7.80	B-2706C	594.00
B-1556 2436	166.40	B-220816	344.20	B-2706T	622.20
‡ B-156	15.00	‡ B-221	30.40	B-2716	38.20
‡ B-165 1824	47.60	B-221216	402.80	B-272	48.00
‡ B-165 1830	52.00	‡ B-223x24	63.80	‡ B-273	18.80
‡ B-165 1836	58.40	‡ B-223x36	80.40	‡ B-2730	18.40
‡ B-165 2430	72.40	‡ B-224x36	178.40	‡ B-274	26.80
‡ B-165 2436	73.80	B-2250	375.40	‡ B-2740	21.40
B-165 2448	108.20	B-2260	236.20	B-27460	44.80
B-165 2460	134.00	B-2280	336.00	B-275	277.00
B-165 4836	228.40	B-2300	400.40	‡ B-277	276.00
B-1658 1830	98.20	‡ B-232x24	65.00	‡ B-279	97.20
B-1658 2436	135.20	‡ B-233	12.20	‡ 283-604	6.20
B-166 1824	113.00	B-239x34	272.00	‡ B-2840	67.20
B-166 1830	126.40	B-2400	1,130.80	‡ B-2860	316.80
B-166 1836	135.00	‡ 251-4	52.00	‡ B-287	81.20
B-166 2436	159.80	‡ 252-30	3.00	‡ B-2888	60.60
B-167 2436	476.80	B-253	34.00	B-2890	50.60
B-167 2448	603.00	‡ B-254	99.60	‡ B-2892	146.20
B-167 6642	817.80	2583	13.40	‡ B-290 1830	110.20
B-169 2436	411.20	2586	20.60	‡ B-290 1836	114.00
B-169 3040	489.80	‡ B-262	46.80	B-290 2430	139.00
B-2012	131.60	‡ 262-130	27.00	‡ B-290 2436	140.00
B-2013	151.40	‡ B-2620	55.40	B-290 2448	214.00
‡ 204-1	1.20	‡ B-2621	55.20	B-290 2460	262.00
‡ 204-2	29.00	B-26212	63.40	B-290 2472	306.20
‡ 204-3	31.20	‡ B-263	105.00	B-2908 1830	132.00
B-207x36	31.40	‡ B-264	12.00	B-2908 1836	148.80
B-207x48	36.60	‡ B-265	19.00	B-2908 2436	176.20
‡ B-207x60	44.00	B-26607	196.60	B-292 1836	261.20
B-207x72	51.40	B-26617	208.80	‡ B-293 1830	186.60
‡ B-211	17.00	B-26627	196.60	‡ B-293 1836	238.40
‡ B-2111	35.20	B-26637	208.80	‡ B-293 2436	300.60
‡ 2111-79	34.20	B-268	184.60	B-294 1830	165.60

‡ QuickShip model shipped two workdays after receipt of order.

Model Number	Price Each (\$)	Model Number	Price Each (\$)	Model Number	Price Each (\$)
‡ B-295x16	55.80	367-60	139.40	3974-250	372.40
B-295x18	58.20	368-60	164.40	3974-57	47.80
B-295x24	70.20	‡ B-369	167.60	B-39747	768.60
B-296x18	69.00	‡ 369-130	42.00	B-3979	809.00
B-297	120.40	‡ B-36903	239.20	B-398	364.20
‡ B-2974	391.60	‡ B-3699	239.60	‡ B-40	24.80
B-29744	547.20	‡ B-3706 25	515.20	B-4063	219.20
B-298x18	74.40	B-3706C	515.20	‡ B-4112	63.00
B-298x24	84.20	B-3706T	543.40	‡ 4112-79	27.60
B-299	475.80	3706-176	57.20	B-42	25.00
‡ B-301	86.00	‡ B-37063 25	549.80	B-4207x60	51.80
‡ B-3013	184.80	B-37063C	549.80	B-4207x72	61.40
‡ B-306	124.60	B-37063T	578.00	‡ B-4221	85.40
B-3094	296.20	B-370634 25	578.00	‡ B-4262	127.20
B-318	248.00	B-370634C	578.00	‡ B-4288	111.60
‡ B-347	392.00	B-370634T	606.40	B-4353	208.80
‡ B-3471	392.00	B-370639 25	606.40	B-4354	299.20
B-34715	392.00	B-370639C	606.40	B-43644	376.80
‡ B-3474	312.20	B-370639T	634.80	‡ 43644-134	49.60
B-34745	312.20	B-3725 115V	1,034.40	‡ B-4369	329.00
B-3479	403.80	B-3725 230V	1,034.40	4369-134	37.60
B-35016	239.80	3725-23	57.00	B-43699	426.40
B-350169	242.00	B-3803	381.40	B-4380	39.80
B-3513	195.60	3803-130	47.60	‡ B-4388	136.20
B-35139	237.20	B-38030 230V	1,478.20	B-4390	47.40
‡ B-353	116.20	B-38032	459.60	‡ B-43944	685.80
B-35303	330.00	B-38034	335.80	43944-134	49.60
‡ B-354	150.80	B-380349	493.40	B-43949	891.20
B-35633	229.00	B-386	257.20	B-4706 25	832.00
B-35639	272.80	‡ B-3888	93.40	B-4706C	832.00
B-35643	428.40	B-39003	505.60	B-47064 25	903.00
B-35649	518.20	39003-130	45.40	B-47064C	903.00
‡ B-357	409.80	B-3942	441.20	B-47069 25	977.20
‡ B-3571	409.80	‡ B-3944	307.20	B-47069C	977.20
B-35715	409.80	3944-52	173.60	B-49916	417.00
‡ B-3574	367.80	‡ 3944-130	47.60	B-4998	342.20
B-35745	367.80	‡ 3944-134	42.20	B-4998.99	376.40
B-3579	458.40	B-3947	442.60	B-505	499.60
B-3588	151.00	‡ B-3949	492.40	‡ B-5050	28.80
B-35883	108.20	‡ B-3961	607.20	B-50516	595.20
‡ B-359	109.40	3961-50	340.60	B-50517	666.40
‡ B-35903	265.40	B-39617	715.00	B-5116	16.80
B-359033	288.00	B-39619	780.60	B-517	459.80
B-359039	351.60	‡ B-397	116.20	B-518	459.80
‡ B-3644	220.40	‡ B-3974	751.20	‡ B-5181	313.00

‡ QuickShip model shipped two workdays after receipt of order.

Model Number	Price Each (\$)	Model Number	Price Each (\$)	Model Number	Price Each (\$)
B-518116x28	505.60	B-58616	101.80	✂ B-6806.99x24	36.80
B-518116x32	551.20	B-58616.99	135.20	B-6806.99x30	39.20
✂ B-5191	258.40	B-5897	110.40	✂ B-6806.99x36	40.40
B-5192	430.80	B-5897.99	115.40	✂ B-6806.99x42	42.20
B-5193	430.80	B-5898	79.60	B-6806.99x48	43.80
✂ B-5221	15.60	B-5898.99	85.80	B-6807	38.60
✂ B-526	198.60	B-6047x36	25.60	B-68137	102.20
B-5262	28.60	B-6047x48	31.00	B-68137.99	155.40
✂ B-527	146.00	✂ B-6047x60	36.80	✂ B-682	37.20
B-5270	20.40	B-6047x72	41.40	✂ B-6827	37.20
B-5288	28.20	B-6107x36	23.80	B-683x24	82.40
✂ B-529	99.20	B-6107x48	29.80	✂ B-685	47.20
B-530x18	37.60	✂ B-6107x60	33.20	✂ B-6857	47.20
B-530x24	41.60	B-6107x72	37.60	✂ B-686	73.80
B-532	74.80	B-6637	41.60	✂ B-6861	96.60
B-541	40.00	✂ B-667	37.80	B-6861.99	149.20
B-5416	40.00	B-6677	37.80	B-68616	98.40
B-542	21.40	B-6697	55.20	B-68616.99	153.00
B-5426	21.40	B-6699	82.40	✂ B-6867	73.80
B-543	43.00	B-66997	82.40	B-687	34.00
B-5436	43.00	✂ B-670	24.20	B-6897	120.40
B-544	83.20	✂ B-6707	24.20	B-6897.99	125.80
B-5446	83.20	✂ B-671	24.00	6898.99	95.00
B-545x18	57.60	✂ B-6717	24.00	✂ B-697	83.60
B-5456x18	58.00	B-672	28.00	B-6977	83.60
B-545x24	62.00	✂ B-6727	28.20	B-699	116.80
B-5456x24	62.60	B-673x18	50.80	B-6997	116.80
✂ B-5806x18	27.20	B-673x24	54.60	B-6999	149.60
✂ B-5806x24	28.20	B-6737x24	54.60	B-69997	149.60
✂ B-5806x30	29.00	B-674x18	53.80	✂ B-710 115V	324.20
✂ B-5806x36	29.80	B-674x24	56.80	✂ B-7120 115V	424.00
✂ B-5806x42	32.40	B-6747x24	56.80	B-7120 230V	424.00
✂ B-5806x48	36.60	B-676x24	136.40	B-7125	827.40
✂ B-5806.99x18	33.20	B-677	27.40	✂ B-7128 115V	515.40
✂ B-5806.99x24	35.20	B-6777	27.40	B-7128 230V	515.40
✂ B-5806.99x30	36.20	B-680	38.60	✂ B-7180 115V	463.80
✂ B-5806.99x36	36.40	B-6806x12	27.80	B-7180 230V	463.80
✂ B-5806.99x42	37.20	✂ B-6806x18	28.00	✂ B-7188 115V	547.40
B-5806.99x48	40.40	✂ B-6806x24	29.80	B-7188 230V	547.40
B-580616x18	49.80	✂ B-6806x30	31.40	B-72860	120.60
B-580616x24	55.40	✂ B-6806x36	33.80	✂ B-72974	130.20
B-580616x36	68.20	✂ B-6806x42	35.80	✂ B-750 115V	937.00
B-580616x42	74.40	✂ B-6806x48	40.60	B-750 230V	937.00
B-5837	105.00	B-6806.99x12	27.40	✂ 750-506	58.60
B-5837.99	147.40	✂ B-6806.99x18	34.40	B-7671	8.00

Model Number	Price Each (\$)
B-76717	8.00
B-7672	9.60
B-76727	9.60
B-7685	15.60
B-76857	15.60
B-7686	24.40
B-76867	24.40
B-770 115V	487.60
B-770 230V	487.60
B-778 115V	592.60
B-778 230V	592.60
B-7816	654.80
‡ B-81212	48.40
B-81312	63.00
B-81412	54.00
‡ B-822	39.60
822-402	19.00
‡ B-8221	39.60
‡ B-82216	46.20

Model Number	Price Each (\$)
‡ B-8226	46.20
B-823	94.00
B-8231	94.00
B-82316	109.80
B-8236	109.80
‡ B-824	293.20
824-201	189.20
824-241	16.00
B-82512	146.67
B-826	133.00
B-826.18	160.80
826-20	80.20
B-8263	137.00
B-8263.18	182.00
B-830	244.60
830-162	38.00
830-164	9.80
830-341	21.40
830-359	44.80

Model Number	Price Each (\$)
830-372	60.40
833-359	56.00
833-372	47.20
B-8397	53.20
B-850	483.40
B-855	470.80
B-856	466.40
B-858	458.00
B-8870	499.00
B-8875	499.00
B-8876	477.80
B-8878	434.00
B-918116L	1,148.80
B-918116R	1,148.80
B-942	114.20
B-983	139.20
B-985	489.40

KOALA KARE® BABY CHANGING STATIONS

Model Number	Price Each (\$)
‡ KB101-00	274.00
KB110-SSRE	1,298.00
KB110-SSWM	1,658.00

Model Number	Price Each (\$)
‡ KB200-00	274.00
KB200-01SS	505.35
KB200-05SS	505.35

‡ QuickShip model shipped two workdays after receipt of order.



BUILDING VALUE SINCE 1906

BOBRICK.COM

BOBRICK WASHROOM EQUIPMENT, INC.

Los Angeles: 6901 Tujunga Ave., North Hollywood, CA 91605-6213
Telephone: (818) 982-9600, FAX: (818) 503-9287, e-mail: customerservice@bobrick.com

New York: 200 Commerce Drive, Clifton Park, NY 12065-1350;
Telephone: (518) 877-7444, FAX: (518) 877-5029, e-mail: customerservice@bobrick.com



BUILDING VALUE SINCE 1906

COMMERCIAL PRICE LIST

EFFECTIVE January 1, 2019

Prices do not include applicable sales or use taxes, freight or installation costs.

Prices are subject to change without notice.

Model Number	Price Each (\$)	Model Number	Price Each (\$)	Model Number	Price Each (\$)
‡ B-155	34.20	‡ B-212	11.70	B-2716	57.30
B-1556 1824	135.60	B-220816	516.30	B-272	72.00
B-1556 1830	173.10	‡ B-221	45.60	‡ B-273	28.20
B-1556 2436	249.60	B-221216	604.20	‡ B-2730	27.60
‡ B-156	22.50	‡ B-223x24	95.70	‡ B-274	40.20
‡ B-165 1824	71.40	‡ B-223x36	120.60	‡ B-2740	32.10
‡ B-165 1830	78.00	‡ B-224x36	267.60	B-27460	67.20
‡ B-165 1836	87.60	B-2250	563.10	B-275	415.50
‡ B-165 2430	108.60	B-2260	354.30	‡ B-277	414.00
‡ B-165 2436	110.70	B-2280	504.00	‡ B-279	145.80
B-165 2448	162.30	B-2300	600.60	‡ 283-604	9.30
B-165 2460	201.00	‡ B-232x24	97.50	‡ B-2840	100.80
B-165 4836	342.60	‡ B-233	18.30	‡ B-2860	475.20
B-1658 1830	147.30	B-239x34	408.00	‡ B-287	121.80
B-1658 2436	202.80	B-2400	1,696.20	‡ B-2888	90.90
B-166 1824	169.50	‡ 251-4	78.00	B-2890	75.90
B-166 1830	189.60	‡ 252-30	4.50	‡ B-2892	219.30
B-166 1836	202.50	B-253	51.00	‡ B-290 1830	165.30
B-166 2436	239.70	‡ B-254	149.40	‡ B-290 1836	171.00
B-167 2436	715.20	2583	20.10	B-290 2430	208.50
B-167 2448	904.50	2586	30.90	‡ B-290 2436	210.00
B-167 6642	1,226.70	‡ B-262	70.20	B-290 2448	321.00
B-169 2436	616.80	‡ 262-130	40.50	B-290 2460	393.00
B-169 3040	734.70	‡ B-2620	83.10	B-290 2472	459.30
B-2012	197.40	‡ B-2621	82.80	B-2908 1830	198.00
B-2013	227.10	B-26212	95.10	B-2908 1836	223.20
‡ 204-1	1.80	‡ B-263	157.50	B-2908 2436	264.30
‡ 204-2	43.50	‡ B-264	18.00	B-292 1836	391.80
‡ 204-3	46.80	‡ B-265	28.50	‡ B-293 1830	279.90
B-207x36	47.10	B-26607	294.90	‡ B-293 1836	357.60
B-207x48	54.90	B-26617	313.20	‡ B-293 2436	450.90
‡ B-207x60	66.00	B-26627	294.90	B-294 1830	248.40
B-207x72	77.10	B-26637	313.20	‡ B-295x16	83.70
‡ B-211	25.50	B-268	276.90	B-295x18	87.30
‡ B-2111	52.80	‡ B-270	45.00	B-295x24	105.30
‡ 2111-79	51.30	‡ B-2706 25	891.00	B-296x18	103.50
‡ B-2112	52.80	B-2706C	891.00	B-297	180.60
‡ B-2116	27.30	B-2706T	933.30	‡ B-2974	587.40

‡ QuickShip model shipped two workdays after receipt of order.

Model Number	Price Each (\$)
B-29744	820.80
B-298x18	111.60
B-298x24	126.30
B-299	713.70
‡ B-301	129.00
‡ B-3013	277.20
‡ B-306	186.90
B-3094	444.30
B-318	372.00
‡ B-347	588.00
‡ B-3471	588.00
B-34715	588.00
‡ B-3474	468.30
B-34745	468.30
B-3479	605.70
B-35016	359.70
B-350169	363.00
B-3513	293.40
B-35139	355.80
‡ B-353	174.30
B-35303	495.00
‡ B-354	226.20
B-35633	343.50
B-35639	409.20
B-35643	642.60
B-35649	777.30
‡ B-357	614.70
‡ B-3571	614.70
B-35715	614.70
‡ B-3574	551.70
B-34745	551.70
B-3579	687.60
B-3588	226.50
B-35883	162.30
‡ B-359	164.10
‡ B-35903	398.10
B-359033	432.00
B-359039	527.40
‡ B-3644	330.60
367-60	209.10
368-60	246.60
‡ B-369	251.40
‡ 369-130	63.00
‡ B-36903	358.80

Model Number	Price Each (\$)
‡ B-3699	359.40
‡ B-3706 25	772.80
B-3706C	772.80
B-3706T	815.10
3706-176	85.80
‡ B-37063 25	824.70
B-37063C	824.70
B-37063T	867.00
B-370634 25	867.00
B-370634C	867.00
B-370634T	909.60
B-370639 25	909.60
B-370639C	909.60
B-370639T	952.20
B-3725 115V	1,551.60
B-3725 230V	1,551.60
3725-23	85.50
B-3803	572.10
3803-130	71.40
B-38030 230V	2,217.30
B-38032	689.40
B-38034	503.70
B-380349	740.10
B-386	385.80
‡ B-3888	140.10
B-39003	758.40
39003-130	68.10
B-3942	661.80
‡ B-3944	460.80
3944-52	260.40
‡ 3944-130	71.40
‡ 3944-134	63.30
B-3947	663.90
‡ B-3949	738.60
‡ B-3961	910.80
3961-50	510.90
B-39617	1,072.50
B-39619	1,170.90
‡ B-397	174.30
‡ B-3974	1,126.80
3974-250	558.60
3974-57	71.70
B-39747	1,152.90
B-3979	1,213.50

Model Number	Price Each (\$)
B-398	546.30
‡ B-40	37.20
B-4063	328.80
‡ B-4112	94.50
‡ 4112-79	41.40
B-42	37.50
B-4207x60	77.70
B-4207x72	92.10
‡ B-4221	128.10
‡ B-4262	190.80
‡ B-4288	167.40
B-4353	313.20
B-4354	448.80
B-43644	565.20
‡ 43644-134	74.40
‡ B-4369	493.50
4369-134	56.40
B-43699	639.60
B-4380	59.70
‡ B-4388	204.30
B-4390	71.10
‡ B-43944	1,028.70
43944-134	74.40
B-43949	1,336.80
B-4706 25	1,248.00
B-4706C	1,248.00
B-47064 25	1,354.50
B-47064C	1,354.50
B-47069 25	1,465.80
B-47069C	1,465.80
B-49916	625.50
B-4998	513.30
B-4998.99	564.60
B-505	674.40
‡ B-5050	43.20
B-50516	892.80
B-50517	999.60
B-5116	25.20
B-517	689.70
B-518	689.70
‡ B-5181	469.50
B-518116x28	758.40
B-518116x32	826.80
‡ B-5191	387.60

‡ QuickShip model shipped two workdays after receipt of order.

Model Number	Price Each (\$)
B-5192	646.20
B-5193	646.20
‡ B-5221	23.40
B-526	297.90
‡ B-5262	42.90
B-527	219.00
B-5270	30.60
B-5288	42.30
‡ B-529	148.80
B-530x18	56.40
B-530x24	62.40
B-532	112.20
B-541	60.00
B-5416	60.00
B-542	32.10
B-5426	32.10
B-543	64.50
B-5436	64.50
B-544	124.80
B-5446	124.80
B-545x18	86.40
B-5456x18	87.00
B-545x24	93.00
B-5456x24	93.90
‡ B-5806x18	40.80
‡ B-5806x24	42.30
B-5806x30	43.50
‡ B-5806x36	44.70
‡ B-5806x42	48.60
‡ B-5806x48	54.90
‡ B-5806.99x18	49.80
‡ B-5806.99x24	52.80
B-5806.99x30	54.30
‡ B-5806.99x36	54.60
‡ B-5806.99x42	55.80
B-5806.99x48	60.60
B-580616x18	74.70
B-580616x24	83.10
B-580616x36	102.30
B-580616x42	111.60
B-5837	157.50
B-5837.99	221.10
B-58616	152.70
B-58616.99	202.80

Model Number	Price Each (\$)
B-5897	165.60
B-5897.99	173.10
B-5898	119.40
B-5898.99	128.70
B-6047x36	38.40
B-6047x48	46.50
‡ B-6047x60	55.20
B-6047x72	62.10
B-6107x36	35.70
B-6107x48	44.70
‡ B-6107x60	49.80
B-6107x72	56.40
B-6637	62.40
‡ B-667	56.70
B-6677	56.70
B-6697	82.80
B-6699	123.60
B-66997	123.60
‡ B-670	36.30
‡ B-6707	36.30
‡ B-671	36.00
‡ B-6717	36.00
B-672	42.00
‡ B-6727	42.30
B-673x18	76.20
B-673x24	81.90
B-6737x24	81.90
B-674x18	80.70
B-674x24	85.20
B-6747x24	85.20
B-676x24	204.60
B-677	41.10
B-6777	41.10
B-680	57.90
B-6807	57.90
B-6806x12	41.70
‡ B-6806x18	42.00
‡ B-6806x24	44.70
‡ B-6806x30	47.10
‡ B-6806x36	50.70
‡ B-6806x42	53.70
‡ B-6806x48	60.90
B-6806.99x12	41.10
‡ B-6806.99x18	51.60

Model Number	Price Each (\$)
‡ B-6806.99x24	55.20
B-6806.99x30	58.80
‡ B-6806.99x36	60.60
‡ B-6806.99x42	63.30
B-6806.99x48	65.70
B-6807	57.90
B-68137	153.30
B-68137.99	233.10
‡ B-682	55.80
‡ B-6827	55.80
B-683x24	123.60
‡ B-685	70.80
‡ B-6857	70.80
‡ B-686	110.70
‡ B-6861	144.90
B-6861.99	223.80
B-68616	147.60
B-68616.99	299.50
‡ B-6867	110.70
B-687	51.00
B-6897	180.60
B-6897.99	188.70
B-6898.99	142.50
‡ B-697	125.40
B-6977	125.40
B-699	175.20
B-6997	175.20
B-6999	224.40
B-69997	224.40
‡ B-710 115V	486.30
‡ B-7120 115V	636.00
B-7120 230V	636.00
B-7125	1,241.10
‡ B-7128 115V	773.10
B-7128 230V	773.10
‡ B-7180 115V	695.70
B-7180 230V	695.70
‡ B-7188 115V	821.10
B-7188 230V	821.10
B-72860	180.90
‡ B-72974	195.30
‡ B-750 115V	1,405.50
B-750 230V	1,405.50
‡ 750-506	87.90

‡ QuickShip model shipped two workdays after receipt of order.

Model Number	Price Each (\$)
B-7671	12.00
B-76717	12.00
B-7672	14.40
B-76727	14.40
B-7685	23.40
B-76857	23.40
B-7686	36.60
B-76867	36.60
B-770 115V	731.40
B-770 230V	731.40
B-778 115V	888.90
B-778 230V	888.90
B-7816	982.20
‡ B-81212	72.60
B-81312	94.50
B-81412	81.00
‡ B-822	59.40
822-402	28.50
‡ B-8221	59.40

Model Number	Price Each (\$)
‡ B-82216	69.30
‡ B-8226	69.30
B-823	141.00
B-8231	141.00
B-82316	164.70
B-8236	164.70
‡ B-824	439.80
824-201	283.80
824-241	24.00
B-82512	220.00
B-826	199.50
B-826.18	241.20
826-20	120.30
‡ B-8263	205.50
‡ B-8263.18	273.00
B-830	366.90
830-162	57.00
830-164	14.70
830-341	32.10

Model Number	Price Each (\$)
830-359	67.20
830-372	73.80
833-359	84.00
833-372	90.60
B-8397	79.80
B-850	725.10
B-855	706.20
B-856	699.60
B-858	687.00
B-8870	748.50
B-8875	748.50
B-8876	716.70
B-8878	651.00
B-918116L	1,723.20
B-918116R	1,723.20
B-942	171.30
B-983	208.80
B-985	734.10

KOALA KARE® BABY CHANGING STATIONS

Model Number	Price Each (\$)
‡ KB101-00	411.00
KB110-SSRE	1,947.00
KB110-SSWM	2,487.00

Model Number	Price Each (\$)
‡ KB200-00	411.00
KB200-01SS	758.00
KB200-05SS	758.00

‡ QuickShip model shipped two workdays after receipt of order.



BUILDING VALUE SINCE 1906

BOBRICK.COM

BOBRICK WASHROOM EQUIPMENT, INC.

Los Angeles: 6901 Tujunga Ave., North Hollywood, CA 91605-6213
Telephone: (818) 982-9600, FAX: (818) 503-9287, e-mail: customerservice@bobrick.com

New York: 200 Commerce Drive, Clifton Park, NY 12065-1350
Telephone: (518) 877-7444, FAX: (518) 877-5029, e-mail: customerservice@bobrick.com



BUILDING VALUE SINCE 1906

PARTS PRICE LIST NO. 119

EFFECTIVE JANUARY 1, 2019

PARTS PRICE LIST INFORMATION

1. Prices shown on all Parts Price Lists issued prior to January 1, 2019 are no longer effective. Prices do not include applicable Sales or Use Taxes.
2. All Part Numbers are listed in numerical order starting with the first digit on the left. Parts for Toilet Partitions, 1000000 Series numbers, start on Page 3.
3. For Parts Prices not shown, contact Bobrick Customer Service Department.

Part Number	Part Name	List Price	Part Number	Part Name	List Price
REPLACEMENT PARTS FOR WASHROOM ACCESSORIES					
150-4	Soap Container -Charcoal	6.38	330-43	CAT 74 Door Key	1.32
151-4	Liquid Valve, Beige	5.17	344-20	Lock & Key	8.69
155-7	Soap Container, 24 oz	4.40	3500-100	Lock & Key Upper	9.35
201-17	Key	0.66	3500-151	Napkin Magazine Kit	261.77
2111-21	Washer	0.44	3500-152	Tampon Magazine Kit	187.11
2112-34	Window & O-Ring, before June 1997	2.86	3500-156	Coin Plate Kit 25 Cents	15.84
2112-38	Window & O-Ring, after June 1997	4.62	3500-37	Dummy box	9.46
234-44	Lock & Key for Coin Box	8.69	3500-38	Napkin Weight	8.58
234-49	Coin Box	9.02	3500-48	Tampon Weight	21.12
234-51	Lock & Key	8.69	3500-58	Lock & Key	9.13
234-59	Coin Plate -Tampon 25 Cents	5.61	3500-86	Coin Box w/Lock & Key	19.80
24-17	BobKey	0.66	3500-94	Lock	9.13
253-2	Spindle	7.92	3500-99	Lock & Key	9.13
254-36	Waste Receptacle	7.92	3500x2-177	Coin Plate Kit 50 Cents	13.20
2621-8	Knob Latch	8.69	3502x2-22	Lock & Key -Formerly 344-22	9.13
263-39	Lock & Key	8.69	352-100	Lock & Key -Formerly 352-10	9.13
26607-25	Soap Pump Reservoir	77.68	352-110N	Coinplate -Napkin 25 Cents	1.65
268-14	Heavy Vinyl Liner	20.13	352-110T	Coinplate -Tampon 25 Cents	1.65
268-51	Hook Assembly Kit	44.00	352-111	Lock & Key for Coin Box	9.13
273-103	Spindle, after December 1973	6.27	352-112	Key for Coin Box	1.43
2746-3	Spindle	5.28	352-113	Napkin Weight	22.77
2746-9	Lock & Key Kit	11.55	352-122	Cat 118 Key	1.43
275-14	Vinyl Liner	17.38	352-15	Tampon Rotor	5.17
279-14	Heavy Vinyl Liner	14.41	352-50	Lock & Key	9.13
2800-101	Lock & Key -Upper, CAT 118	13.64	353-25	Lock & Key	8.69
2800-104	Lock & Key -Lower, CAT 118	13.64	357-48	Waste Receptacle	15.95
2800-28	Lock & Key -Upper	9.13	3588-33	Paper Holder Assembly	18.48
2800-48	Lock -Lower	9.13	3588-53	Skirt Kit	108.57
2802x2-22	Lock & Key -Lower	9.13	3588-73	Door Replacement Kit	48.51
282-114	Handle w/Setscrew Replacement Kit	7.59	388-42	Lock ,Key & Nut	8.69
283-504	Roller	2.86	35139-53	Skirt Kit	110.88
288-122	Lock & Key	8.69	35139-78	Waste Receptacle Replacement Kit	53.13
288-42	Lock & Key, Contura	8.69	3533-44	Intl Label	6.93
2890-41	Replacement Key for B-2890	1.76	314370-22	Knob Latch	11.55
2892-36	Lock & Key	8.69	359039-53	Skirt Kit	131.67
301-19	Lock & Key	8.69	359039-73	Door Replacement Kit	62.37
305-19	Lock & Key	8.69	39003-21	Lock & Key	8.69
306-35	Window Kit	7.59	35649-53	Skirt Kit	436.80
306-476	Valve Kit, after July 1994	45.10	35649-73	Door Replacement Kit	152.46
310-19	Collar Nut	1.54	39003-31	Waste Receptacle	69.30
330-41	Lock & Key	9.46	35639-53	Skirt Kit	159.39
			35639-73	Door Replacement Kit	108.57
			35639-83	Waste Receptacle Replacement Kit	138.60

BOBRICK WASHROOM EQUIPMENT, INC.

Los Angeles: 6901 Tujunga Avenue, North Hollywood, CA 91605-6213
Telephone: (818) 982-9600, FAX: (818) 503-1102, e-mail: customerservice@bobrick.com

New York: 200 Commerce Drive, Clifton Park, NY 12065-1350
Telephone: (518) 877-7444, FAX: (518) 877-5029, e-mail: customerservice@bobrick.com

Return to Cover Page

Part Number	Part Name	List Price
3653-44	Intl Label	6.93
360-48	Lock & Key	8.69
368-16	Vinyl Liner	19.03
369-112	Waste Receptacle	69.08
3699-57	Skirt Replacement Kit	129.69
3706-161	Classic Coin Convert Kit 25 Cent	55.66
3706-162	Coin Conversion Kit 50 Cent	55.66
3706-175	Door Lock & Key CAT-118	9.68
3706-191	Tampon Bezel Assembly 25 Cent	16.83
3706-192	Napkin Bezel Assembly 25 Cent	16.83
3706-193	Tampon Bezel Assembly 50 Cent	16.83
3706-194	Napkin Bezel Assembly 50 Cent	16.83
370634-17	Skirt Replacement Kit, Semi-Recessed	150.26
370639-18	16" Skirt Replacement Kit, Surface-Mounted	187.77
3725-53	Door Replacement Kit	384.80
3803-20	Waste Receptacle	75.46
38032-57	Skirt Replacement Kit	158.51
3803-5	Lock & Key	8.69
38030-36	Dryer Assembly 230v	640.12
38074-15	Waste Receptacle	57.64
383257	Lock & Key	8.69
388-42	Lock & Key & Nut	8.69
39003-21	Lock & Key	8.69
3942-57	2" Skirt -Formerly 3942-9	159.83
3944-30	Lock & Key	6.60
3944-41	Lock & Key	8.69
3944-55	Door Replacement for B-3944	120.12
3949-57	Skirt	213.10
39603-15	Lock & Key	8.69
3961-52	Roll Towel Module Replacement Kit	120.12
3974-63	Set of Replacement Left/Right Towel Support	6.60
4063-83	Window Replacement Kit	11.55
4112-19	Collar Nut	1.32
4112-34	Window Replacement Kit	39.05
42-5	Lid	6.71
4262-36	Lock & Key	8.69
4288-9	Spindle	2.64
43500-24	Lock & Key	5.17
4353-35	Waste Receptacle, Rework	19.47
4354-31	Hardware Packet	8.69
4354-36	Waste Receptacle	15.18
4369-20	Lock & Key	8.69
43699-19	Skirt Replacement Kit	121.00
43944-20	Lock & Key	8.69
43944-91	Door Assembly Replacement Kit	150.26
43949-19	Skirt Replacement Kit	207.35
4706-161	Contura Coin Convert Kit 25 Cent	61.71
4706-162	Contura Coin Convert Kit 50 Cent	61.71
4706-175	Door Lock & Key CAT-118	9.68
4706-191	Tampon Bezel Assembly 25 Cent	16.83
4706-192	Napkin Bezel Assembly 25 Cent	16.83
4706-193	Tampon Bezel Assembly 50 Cent	16.83
4706-194	Napkin Bezel Assembly 60 Cent	16.83
47064-17	Skirt Replacement Kit, Semi-Recessed	172.92
47069-18	Contura Skirt, Surface-Mounted Kit	202.95
5050-45	Lid Replacement Kit	24.86
517-225	Seat, Padded, Right Hand	228.70
518-225	Seat, Padded, Left Hand	228.70
52860-21	Lock & Key	8.69
5288-7	Spindle	9.57
576-181	Lock Washer -Bench	0.22
6777-17	Wall Plate, after June 1985	2.31
6777-9	Setscrew, after June 1985	0.33
700-121	Motor Brush Kit	16.39
700-156	Cover Mounting Screws -Set of 2	\$4.95
700-325	Triac	52.14
700-360	Control, Autopilot 115V	285.90

Part Number	Part Name	List Price
700-361	Control, Autopilot 208/240V	285.90
700-55	Allen Wrench	4.95
701-138	Sensor Board, Touch Button	35.31
72860-43	Plastic Key	1.32
731-360	Timer, Touch Button 115V	220.58
731-361	Timer, Touch Button 208/240V	220.58
750-150 115V	Cover Assembly, White	426.19
750-150 230V	Cover Assembly, White	426.19
750-360	Control, Autopilot 115V	285.90
750-361	Control, Autopilot 208/240V	285.90
7120-150 115V	White Cover Replacement	252.20
712-360	Control 115V	228.80
7125-150	Cover InstaDry Stainless	666.12
7125-25	Controller InstaDry	578.76
7125-30	Controller Loom InstaDry	251.16
712-361	Control 230v	240.24
7128-150 115V	Stainless Steel Cover	356.72
7180-150 115V	White Dryer Cover	237.12
7188-150 115V	Chrome Dryer	334.88
718-360	Controller	255.84
770-150 115V	White Dryer Cover	270.40
778-150 230V	Chrome Dryer Cover	332.80
770-360	Controller	255.84
822-110	Supply Tube	6.05
82216-619	Soap Pump	46.42
822-25	BobKey - Spindle	0.66
822-45	Container with Cap	10.01
822-81	Mounting Nut, Series F	1.54
822-94	Bottle Cap	3.85
822-95	Bottle	3.85
822-619	Soap Pump	44.66
8221-45	Bottle, 20 oz. & Cap	9.57
8221-95	Soap Container	3.63
8221-402	Universal Basin Mounting Group	22.55
8221-619	Soap Pump	44.66
8226-619	Soap Pump	54.78
824-210	Nozzle Tip Replacement Kit Liquid	7.48
824-343	Installation Hardware Packet	50.05
828-210	Nozzle Tip Replacement Kit Liquid	10.01
828-343	Installation Hardware Packet	53.68
824-425	Top Housing Liquid Kit	157.08
824-450	Bottom Housing Liquid Kit	307.11
823-34	Basin Mounting Kit	4.62
823-32	Foam Dispenser Assmby Kit	80.85
8231-34	Basin Mounting Kit	4.62
8231-32	Foam Dispenser Assmby Kit	80.85
8236-32	Foam Dispenser Assmby Kit	87.78
82316-32	Foam Dispenser Assmby Kit	87.78
823-35	Bottle & Cap Kit	11.55
8231-35	Bottle & Cap Kit	11.55

Part Number	Part Name	List Price	Part Number	Part Name	List Price
	REPLACEMENT PARTS FOR TOILET PARTITIONS				
891099	Graffiti Remover, 10 fl. oz. Bottle	11.22	1002239	Screw Packet, IS/OS Door, 1540	29.92
1000050	10-32 x 3/8" Phill Round Head	0.33	1002245	1080 Wall Post	167.86
1000070	Stainless Steel Post to Ceiling	197.89	1002250	1040 Wall Post	181.72
1000132	10-32 x 1-1/2" Phill Round Head	0.66	1002254	1540 Wall Post	151.47
1000133	Acorn Nut - 10-32	0.88	1002322	45 Degree Angle Packet	34.98
1000134	10-32 x 1-3/4" Phill Round Head	1.54	1002330	L Hinge Packet, 1040/1080	44.44
1000136	10-32 x 1-1/4 Phill Round Head	0.33	1002331	J Hinge Packet, 1040/1080	44.44
1000244	Anchor Packet Wood Floor	19.47	1002346	.67 Wall Post	172.92
1000282	Panel In-Line w/Stile Bracket 3/4"	30.91	1002350	Panel to Wall Packet, Zamak, 1540	28.49
1000312	Pull Handle Packet	11.00	1002358	Stile Packet, 1540	22.55
1000345	Headrail 120", 1082 - Series, Raw	110.33	1002360	Headrail Attachment Packet, 1542	22.22
1000351	L Bracket-Panel to Stile	6.60	1002365	U/S Packet, Zamak, 1540	30.69
1000353	F Bracket-Panel to Wall 1"	14.63	1002375	Headrail, 84", 1542	46.97
1000356	U Bracket-Panel to Stile 1"	7.59	1002377	Headrail, 120", 1542 Series, Raw	66.99
1000357	Bracket-Wall Hung Urinal Screen 1"	37.29	1002380	Headrail, 84", 1032/1042/1842	78.87
1000375	Curtain Track	18.81	1002385	Headrail, 84", 1082/1182/.67	78.87
1000418	Label-Handicapped Symbol	2.20	1002387	72" Angle	69.08
1000744	Left Hand Bench Support	28.71	1002388	U-Channel 72", Continuous .67 1/2"	103.73
1000745	Right Hand Bench Support	28.71	1002389	Strip, Stainless Steel w/Holes, 71 1/2"	75.24
1000762	End Cap for Headrail 1"	10.23	1002394	Inline Alcove Panel Packet, Zamak, 1540	87.67
1000803	Ceiling Anchor Packet 4" Stile	18.59	1002412	Brass Insert O/S 1040 Doors	2.42
1000814	Washer	0.33	1002413	Shoe Retainer, 1542	1.54
1000821	Headrail, 120"-1042 Series, Raw	97.68	1002415	Top Leveling Bracket	6.38
1000833	Curtain Hook	8.69	1002416	Floor Anchor Packet	8.69
1000835	Curtain Packet	21.67	1002422	Leveling Bolt	0.44
1000862	Track Packet	53.90	1002438	I/S Door Hardware-Stainless Steel, 1540	206.58
1000869	Robe Hook	8.69	1002448	O/S Door Hardware-Stainless Steel, 1540	206.58
1000900	Allen Wrench 5/64" for Latch	1.43	1002484	Driver Kit for Torx Screws	14.08
1000927	Headrail Bracket	2.53	1002491	Torx Screw, 1/4-20 x 1/2" Machine	0.44
1000930	Hex Nut	0.33	1002493	Torx Screw, 1/4-20 x 5/8" Machine	0.66
1000972	U Bracket, Panel-to-Stile 1/2"	6.38	1002494	Torx Screw, 1/4-20 x 3/4" Machine	0.66
1000974	Y Bracket	13.75	1002495	Torx Screw, #12 x 2" Sheet Metal	0.77
1000975	F Bracket, Panel-to-Wall 1/2"	15.84	1002499	Torx Screw, #12 x 7/16" Sheet Metal	0.44
1000978	End Cap for Headrail 3/4"	17.38	1002500	Torx Screw, #12 x 3/4" Sheet Metal	0.88
1001308	Plain Washer	0.66	1002510	Door Plate w/Bumpers, .67	26.40
1001365	Stainless Steel U Wall Channel -Continuous 1" Material	100.87	1002522	I/S Latch Packet, Zamak	15.18
1001368	Stainless Steel U Wall Channel -Continuous 1/2" Material	100.87	1002523	O/S Latch Packet, Zamak	16.28
1001371	Stainless Steel Angle Bracket -Continuous	69.08	1002524	I/S Keeper Packet, Zamak	35.09
1001375	Stainless Steel Strip Bracket -Continuous	69.08	1002525	O/S Keeper Packet, Zamak	13.53
1001492	Latch Packet, .67/.65, I/S	69.08	1002564	Stainless Steel Latch Packet, 1540 I/S	56.32
1001514	Support Bracket	40.26	1002565	Stainless Steel Latch Packet, 1540 O/S	63.91
1001673	Keeper I/S Wall-Mounted, 1040	43.23	1002566	Stainless Steel Keeper Packet, 1540 I/S	39.16
1001675	Keeper I/S Wall-Mounted, 1080, 3/4"	46.97	1002567	Stainless Steel Keeper Packet, 1540 O/S	41.36
1002038	I/S Door Hardware, Zamak, 1540	54.12	1002589	Silicone Grease	18.59
1002039	O/S Door Hardware, Zamak, 1540	54.12	1002612	Occupancy Indicator Latch	60.06
1002140	I/S Alcove Keeper, Zamak, 1540	12.87	1002639	Bracket, Panel-to-Wall, 3/4"	17.38
1002144	O/S Alcove Keeper, Zamak, 1540	28.27	1002640	Point Option Bracket for Wall-Hung	89.32
1002156	Hinge Cam, 1040/1080	1.54	1002664	Sex Bolt, Male #10-24 x 3/8	1.54
1002175	Shoe 3"	22.55	1002665	Sex Bolt, Male #10-24 x 5/8	0.66
1002176	Shoe 4"	23.65	1002666	Sex Bolt, Female #10-24	1.76
1002177	Shoe 6"	26.62	1002701	Floor Anchor, 1080	17.38
1002178	Shoe 8"	29.48	1002702	Floor Anchor, 1040	12.87
1002179	Shoe 10"	34.43	1002703	SPC Floor Anchor	57.20
1002180	Shoe 12"	37.18	1002834	Retrofit Kit	299.52
1002181	Shoe 16"	44.66	1002836	Stile Stiffener Packet 1080/1090	120.12
1002182	Shoe 20"	53.35	1002837	Stile Stiffener Packet 1080/1090.67	120.12
1002183	Shoe 24"	60.50			
1002184	Shoe 5"	26.95			
1002185	Clip, Shoe	1.76			
1002189	Screw, Shoe	1.54			
1002236	Wall Channel Alumimium 1" Mtrl	85.03			

Your Bobrick Representative:



BUILDING VALUE SINCE 1906

BOBRICK.COM

BOBRICK WASHROOM EQUIPMENT, INC.

Los Angeles: 6901 Tujunga Avenue, North Hollywood, CA 91605-5882
Telephone: (818) 982-9600, FAX: (818) 503-1102, e-mail: customerservice@bobrick.com

New York: 200 Commerce Drive, Clifton Park, NY 12065-1350
Telephone: (518) 877-7444, FAX: (518) 877-5029, e-mail: customerservice@bobrick.com